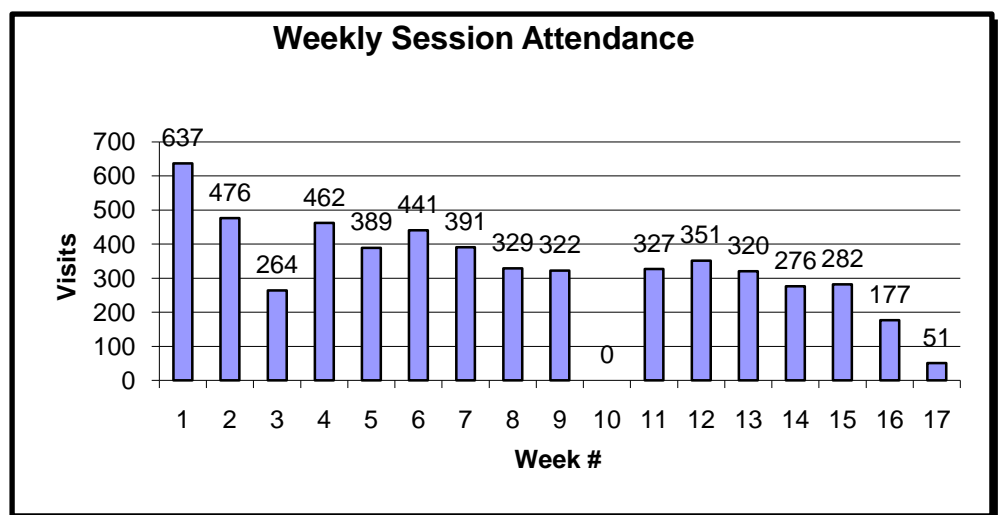
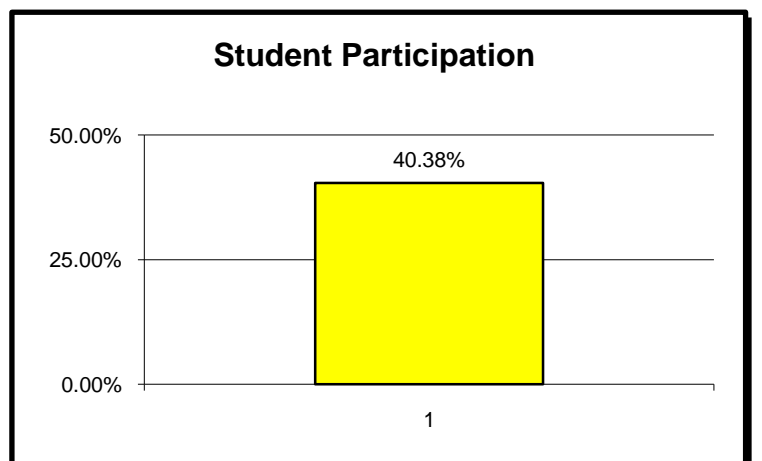
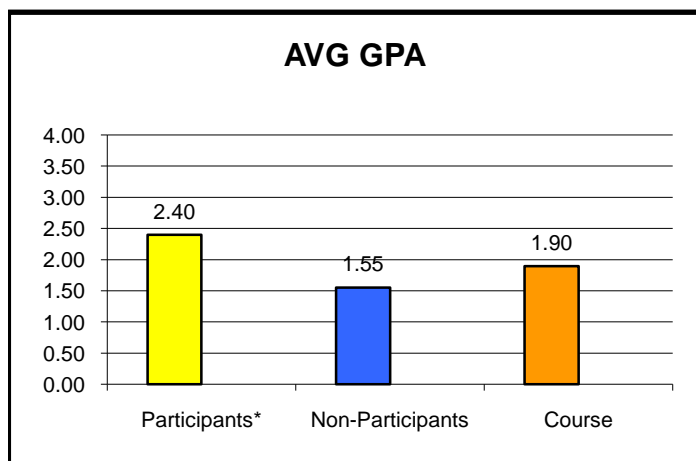
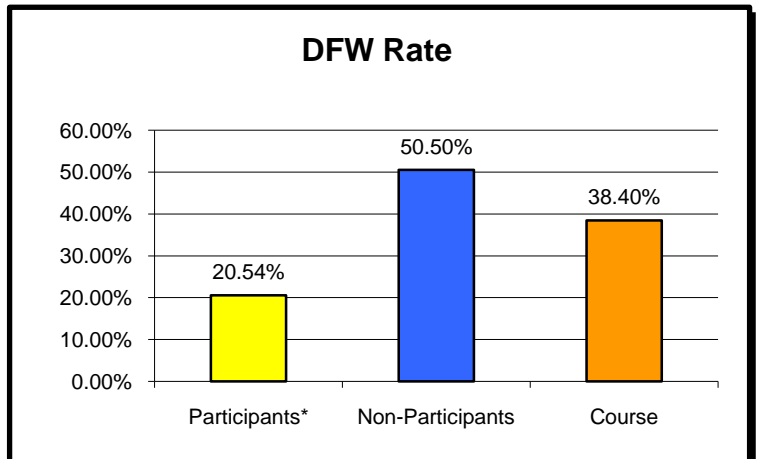
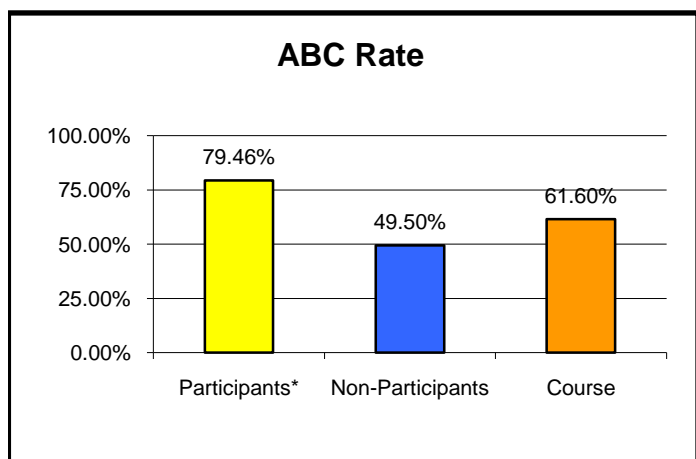


SUMMARY DATA	
490	Number of Sessions
29	Number of Mentors
5495	Total Visits
PARTICIPANT DATA	
79.46%	ABC Rate
20.54%	DFW Rate
2.40	AVG GPA
NON-PARTICIPANT DATA	
49.50%	ABC Rate
50.50%	DFW Rate
1.55	AVG GPA
DFW Difference	GPA Difference
30%	0.85



SI	Enroll.	% of Enroll.	A	B	C	D	F	W	I	ABC	ABC Rate	DFW	DFW Rate	AVG GPA
Participants*	409	40.38%	99	107	119	27	51	6	0	325	79.46%	84	20.54%	2.40
Non-Participants	604	59.62%	96	106	97	42	163	100	0	299	49.50%	305	50.50%	1.55
Course	1013		195	213	216	69	214	106	0	624	61.60%	389	38.40%	1.90



*Students counted as participants in the Structured Learning Assistance Program (SLA) have attended an SLA session six (6) or more times