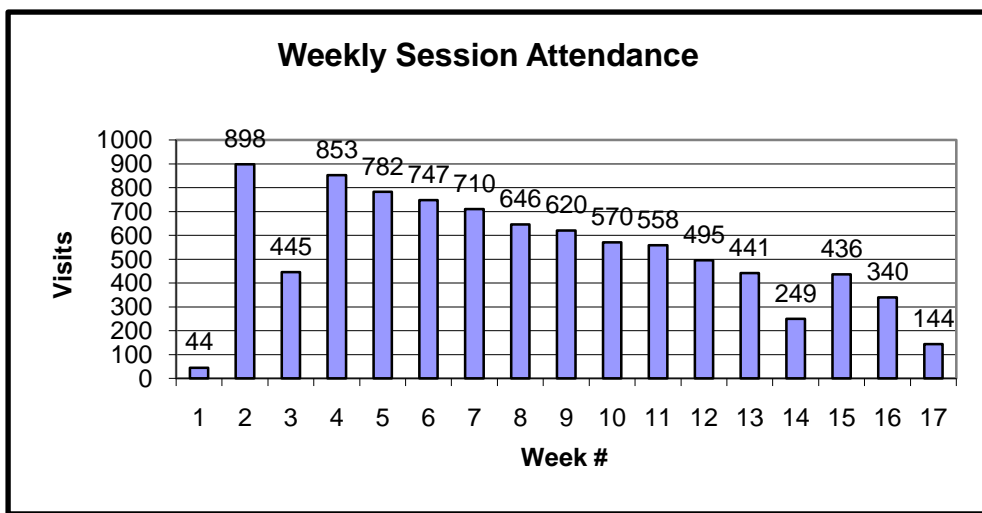
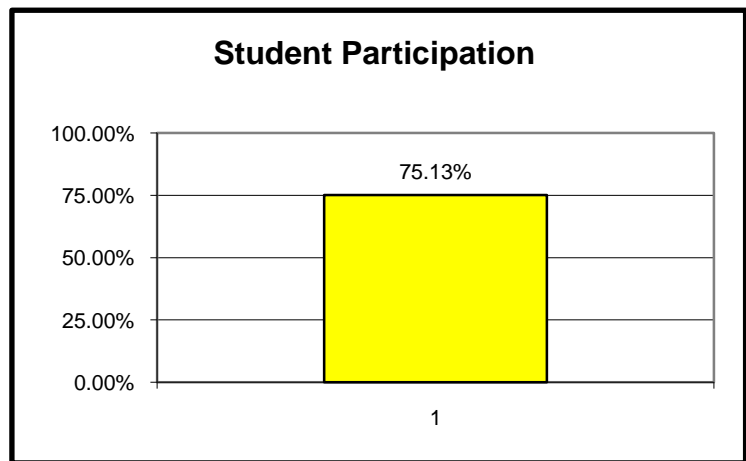
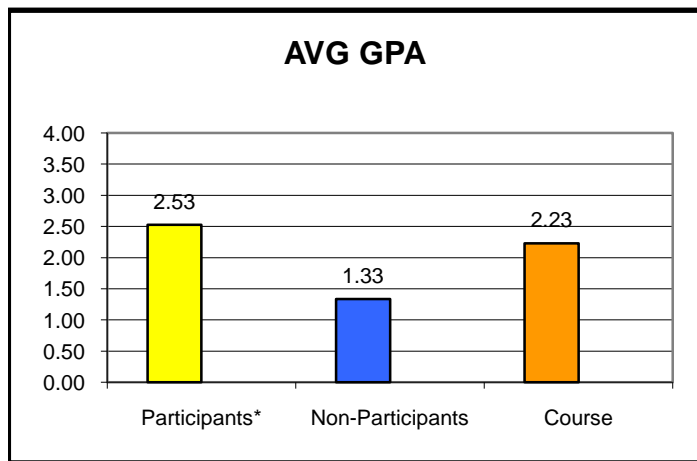
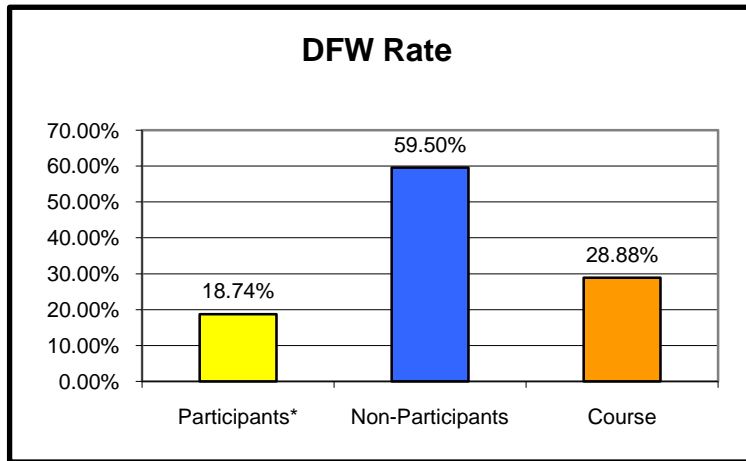
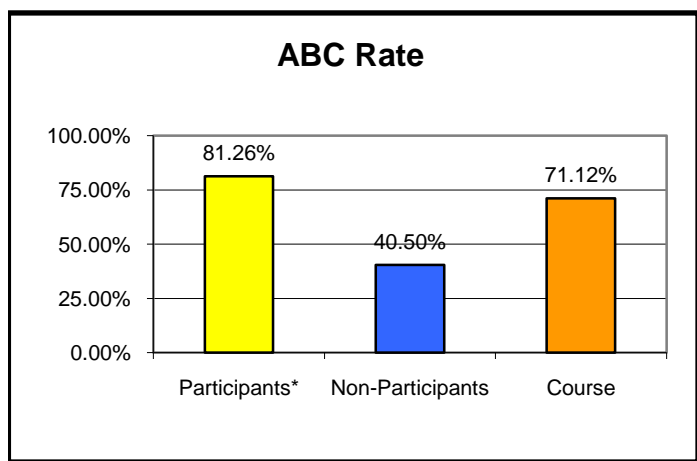


SUMMARY DATA	
917	Number of Sessions
32	Number of Mentors
8978	Total Visits
PARTICIPANT DATA	
81.26%	ABC Rate
18.74%	DFW Rate
2.53	AVG GPA
NON-PARTICIPANT DATA	
40.50%	ABC Rate
59.50%	DFW Rate
1.33	AVG GPA
DFW Difference	GPA Difference
41%	1.19



SI	Enroll.	% of Enroll.	A	B	C	D	F	W	I	ABC	ABC Rate	DFW	DFW Rate	AVG GPA
Participants*	731	75.13%	200	202	192	59	69	9	0	594	81.26%	137	18.74%	2.53
Non-Participants	242	24.87%	45	22	31	15	67	62	0	98	40.50%	144	59.50%	1.33
Course	973		245	224	223	74	136	71	0	692	71.12%	281	28.88%	2.23



*Students counted as participants in the Structured Learning Assistance (SLA) Program have attended an SLA session 10 (ten) or more times

Weekly Session Attendance

Week #
Visits

1	2	3	4	5	6	7	8	9	10	11	12	13	14	15
44	898	445	853	782	747	710	646	620	570	558	495	441	249	436

Exam Jams

16 17

340 144

8978
8978