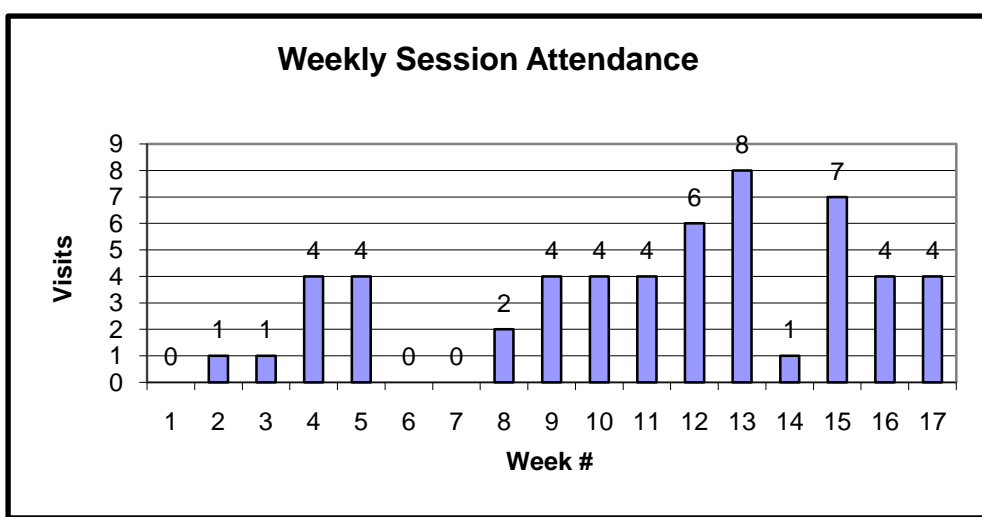
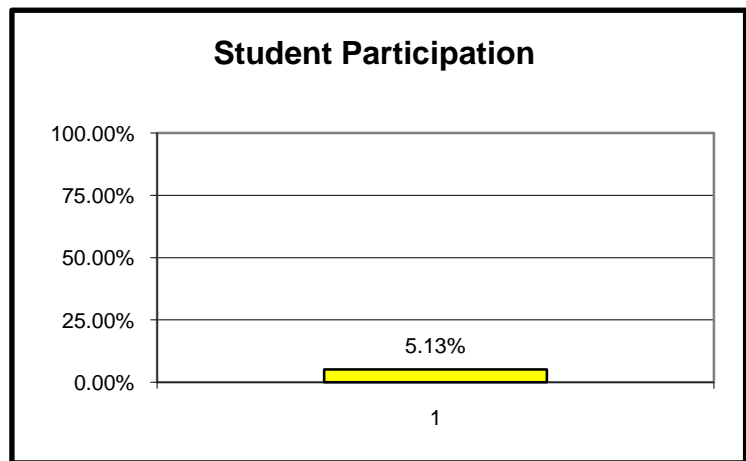
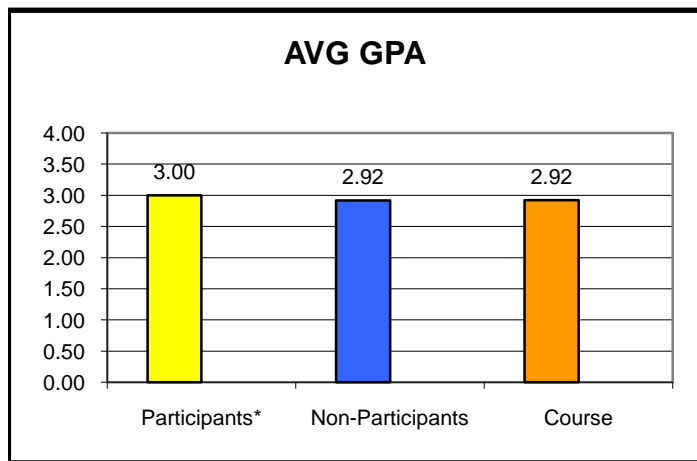
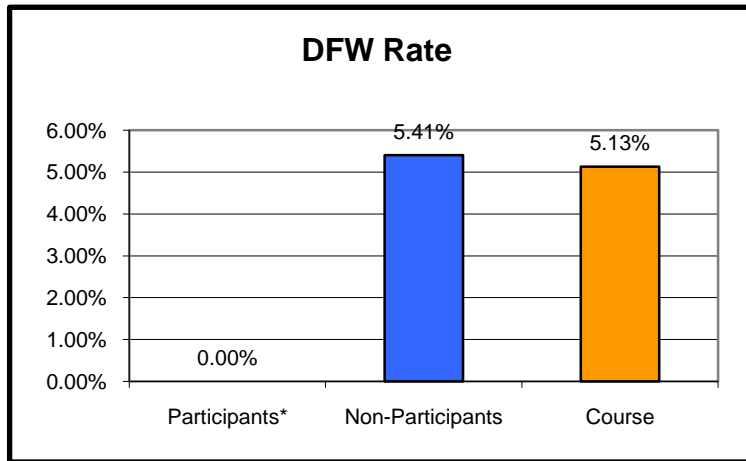
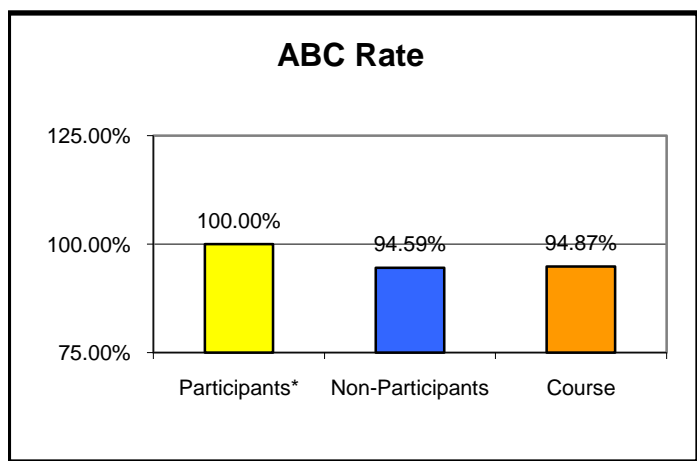


SUMMARY DATA	
29	Number of Sessions
2	Number of Mentors
54	Total Visits
PARTICIPANT DATA	
100.00%	ABC Rate
0.00%	DFW Rate
3.00	AVG GPA
NON-PARTICIPANT DATA	
94.59%	ABC Rate
5.41%	DFW Rate
2.92	AVG GPA
DFW Difference	GPA Difference
<b>5%</b>	<b>0.08</b>



SI	Enroll.	% of Enroll.	A	B	C	D	F	W	I	ABC	ABC Rate	DFW	DFW Rate	AVG GPA
Participants*	2	5.13%	0	2	0	0	0	0	0	2	100.00%	0	0.00%	3.00
Non-Participants	37	94.87%	10	18	7	0	0	2	0	35	94.59%	2	5.41%	2.92
Course	39		10	20	7	0	0	2	0	37	94.87%	2	5.13%	2.92



\*Students counted as participants in the Supplementa Instruction (SI) Program have attended an SI session three (6) or more times

**Weekly Session Attendance**

Week #  
Visits

	<b>1</b>	<b>2</b>	<b>3</b>	<b>4</b>	<b>5</b>	<b>6</b>	<b>7</b>	<b>8</b>	<b>9</b>	<b>10</b>	<b>11</b>	<b>12</b>	<b>13</b>	<b>14</b>	<b>15</b>
	0	1	1	4	4	0	0	2	4	4	4	6	8	1	7

Exam Jams



16	17	
4	4	54
		54