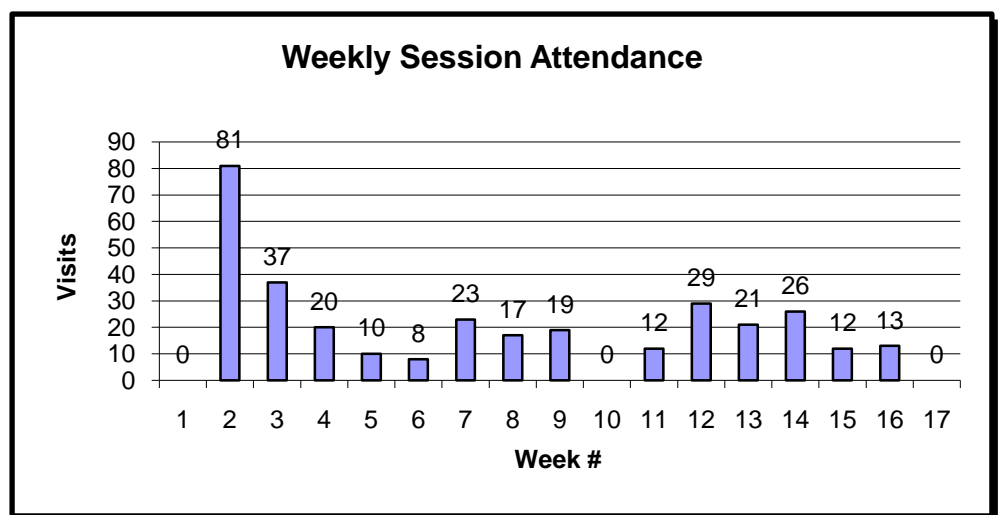
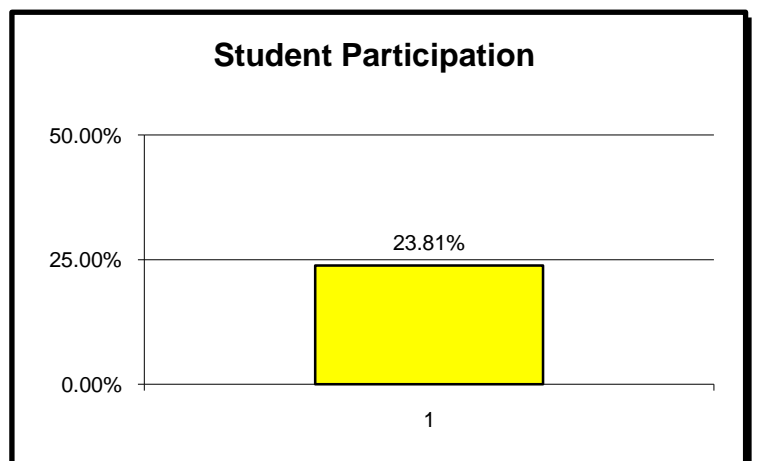
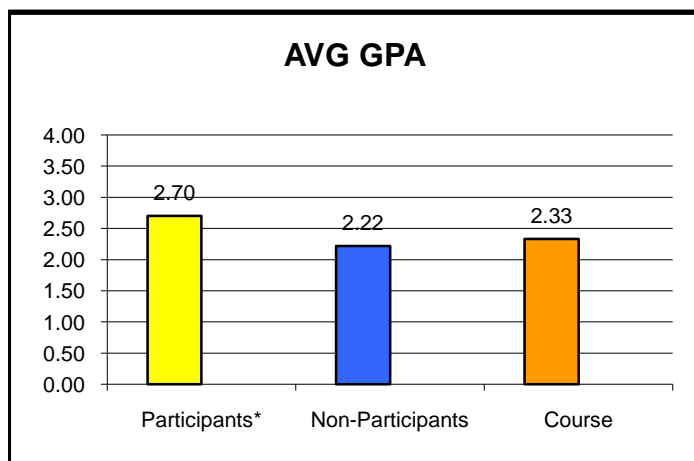
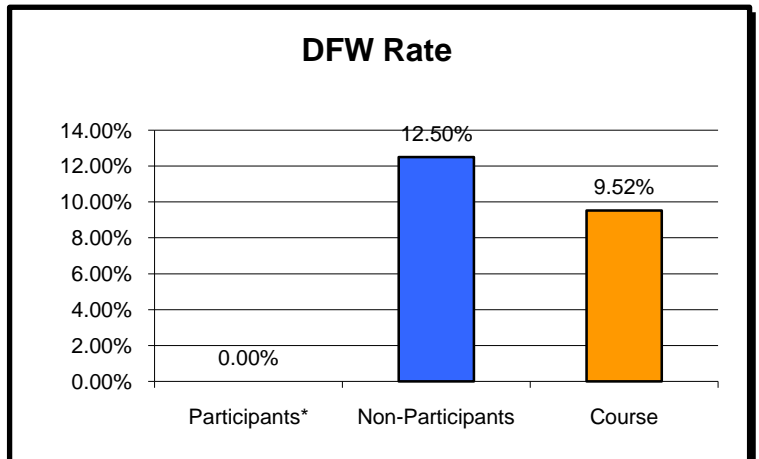
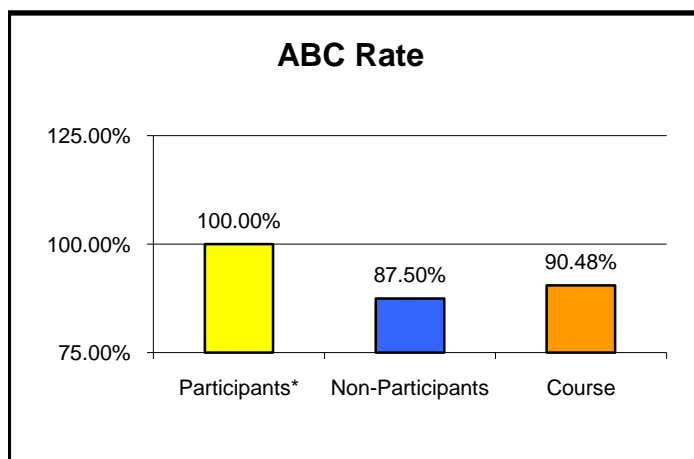


SUMMARY DATA	
145	Number of Sessions
2	Number of Mentors
328	Total Visits
PARTICIPANT DATA	
100.00%	ABC Rate
0.00%	DFW Rate
2.70	AVG GPA
NON-PARTICIPANT DATA	
87.50%	ABC Rate
12.50%	DFW Rate
2.22	AVG GPA
DFW Difference	GPA Difference
13%	0.48



SI	Enroll.	% of Enroll.	A	B	C	D	F	W	I	ABC	ABC Rate	DFW	DFW Rate	AVG GPA
Participants*	10	23.81%	1	5	4	0	0	0	0	10	100.00%	0	0.00%	2.70
Non-Participants	32	76.19%	2	10	16	1	1	2	0	28	87.50%	4	12.50%	2.22
Course	42		3	15	20	1	1	2	0	38	90.48%	4	9.52%	2.33



*Students counted as participants in the Supplemental Instruction (SI) Program have attended an SI session six (6) or more times