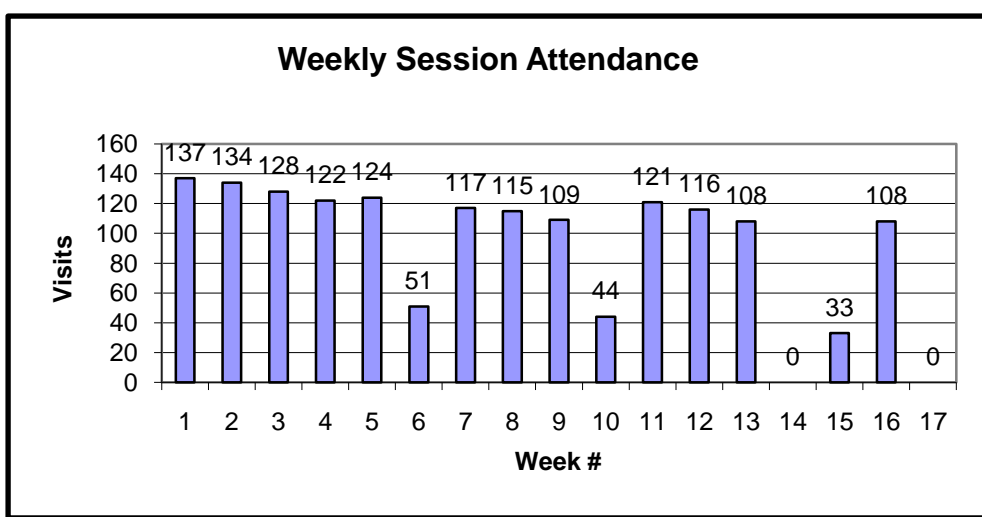
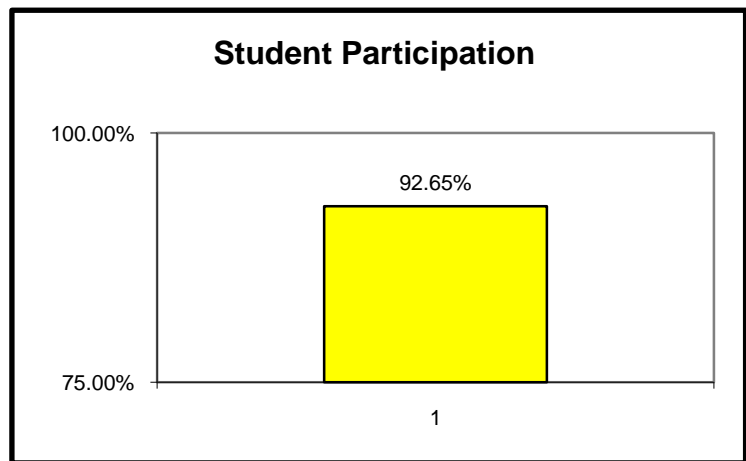
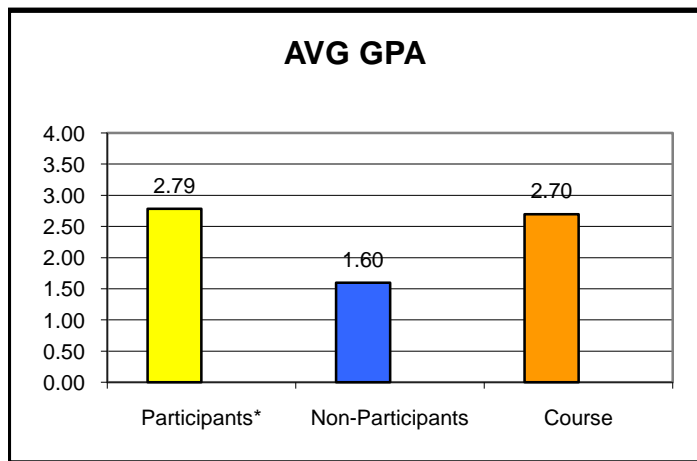
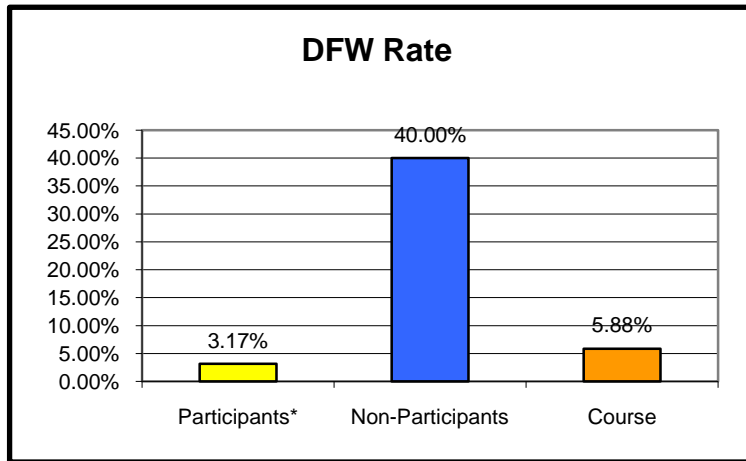
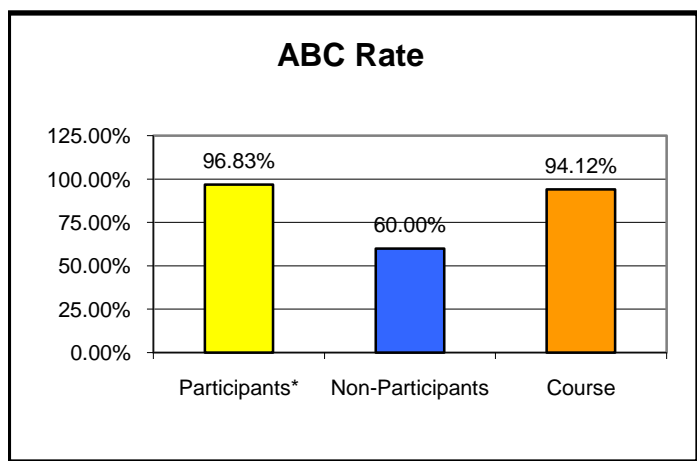


SUMMARY DATA	
73	Number of Sessions
5	Number of Mentors
1567	Total Visits
PARTICIPANT DATA	
96.83%	ABC Rate
3.17%	DFW Rate
2.79	AVG GPA
NON-PARTICIPANT DATA	
60.00%	ABC Rate
40.00%	DFW Rate
1.60	AVG GPA
DFW Difference	GPA Difference
<b>37%</b>	<b>1.19</b>



SI	Enroll.	% of Enroll.	A	B	C	D	F	W	I	ABC	ABC Rate	DFW	DFW Rate	AVG GPA
Participants*	126	92.65%	18	70	34	1	2	1	0	122	96.83%	4	3.17%	2.79
Non-Participants	10	7.35%	1	2	3	0	0	4	0	6	60.00%	4	40.00%	1.60
Course	136		19	72	37	1	2	5	0	128	94.12%	8	5.88%	2.70



**\*\*Students counted as participants in the Structured Learning Assistance (SLA) Program have attended an SLA session 10 (ten) or more times"**

**Weekly Session Attendance**

Week #  
Visits

<b>1</b>	<b>2</b>	<b>3</b>	<b>4</b>	<b>5</b>	<b>6</b>	<b>7</b>	<b>8</b>	<b>9</b>	<b>10</b>	<b>11</b>	<b>12</b>	<b>13</b>	<b>14</b>	<b>15</b>
137	134	128	122	124	51	117	115	109	44	121	116	108	0	33

Exam Jams



16 17

108	0
-----	---

1567  
1567