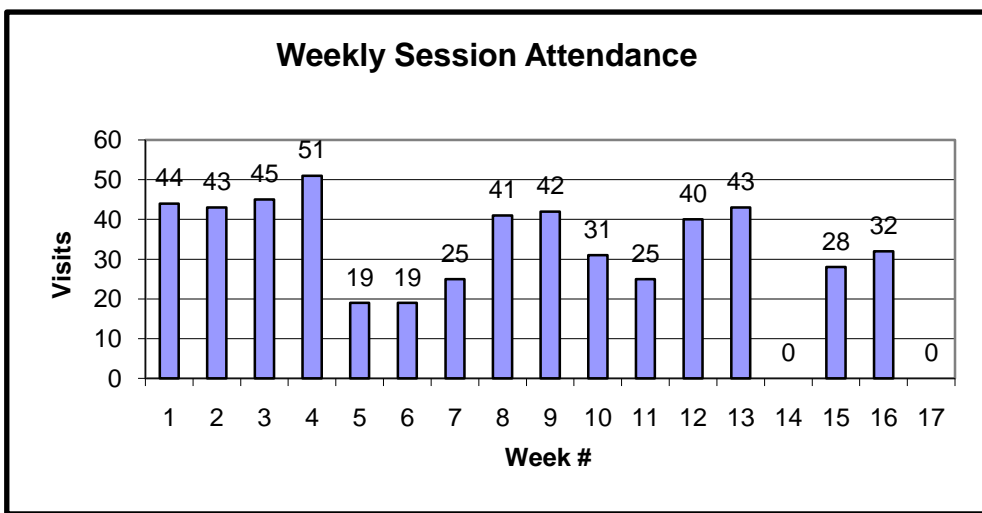
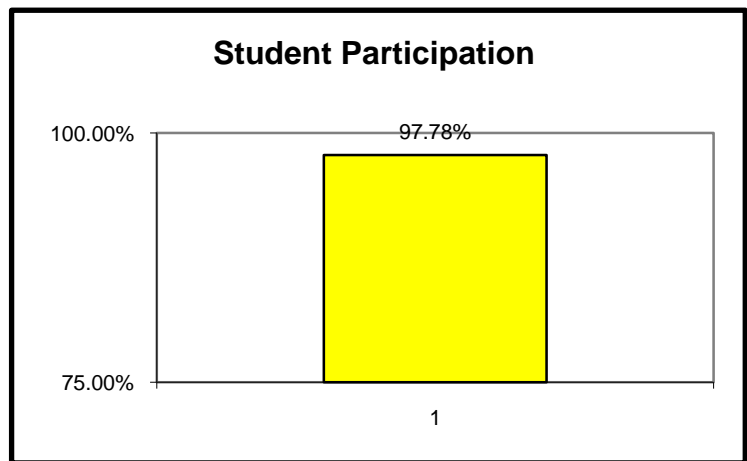
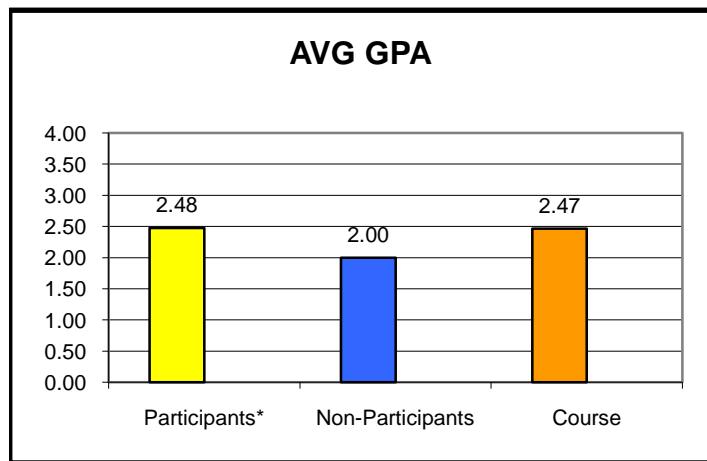
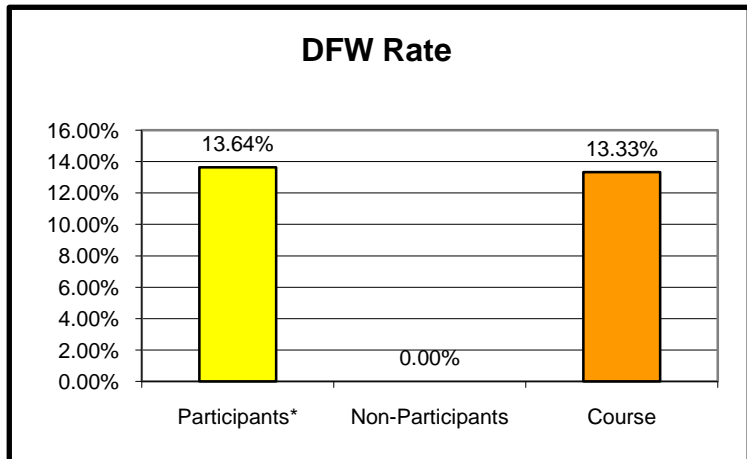
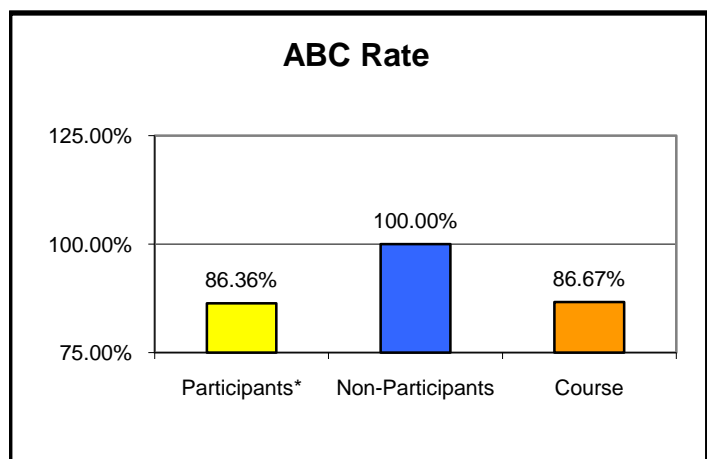


SUMMARY DATA	
26	Number of Sessions
1	Number of Mentors
528	Total Visits
PARTICIPANT DATA	
86.36%	ABC Rate
13.64%	DFW Rate
2.48	AVG GPA
NON-PARTICIPANT DATA	
100.00%	ABC Rate
0.00%	DFW Rate
2.00	AVG GPA
DFW Difference	GPA Difference
<b>-14%</b>	<b>0.48</b>



SI	Enroll.	% of Enroll.	A	B	C	D	F	W	I	ABC	ABC Rate	DFW	DFW Rate	AVG GPA
Participants*	44	97.78%	5	17	16	6	0	0	0	38	86.36%	6	13.64%	2.48
Non-Participants	1	2.22%	0	0	1	0	0	0	0	1	100.00%	0	0.00%	2.00
Course	45		5	17	17	6	0	0	0	39	86.67%	6	13.33%	2.47



\*Students counted as participants in the Structured Learning Assistance (SLA) Program have attended an SLA session 10 (ten) or more times

**Weekly Session Attendance**

Week #	1	2	3	4	5	6	7	8	9	10	11	12	13	14	15
Visits	44	43	45	51	19	19	25	41	42	31	25	40	43	0	28

Exam Jams



16 17  
**32 0 528**  
528