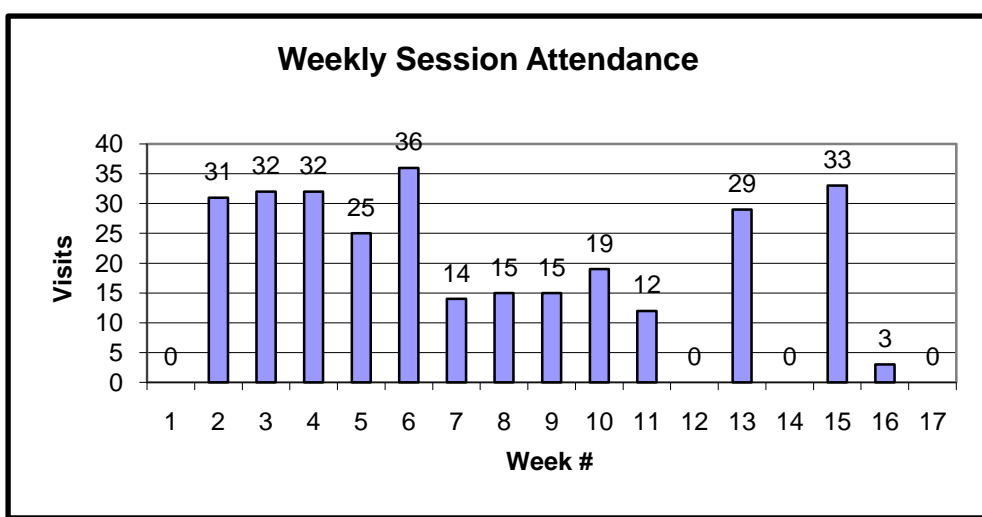
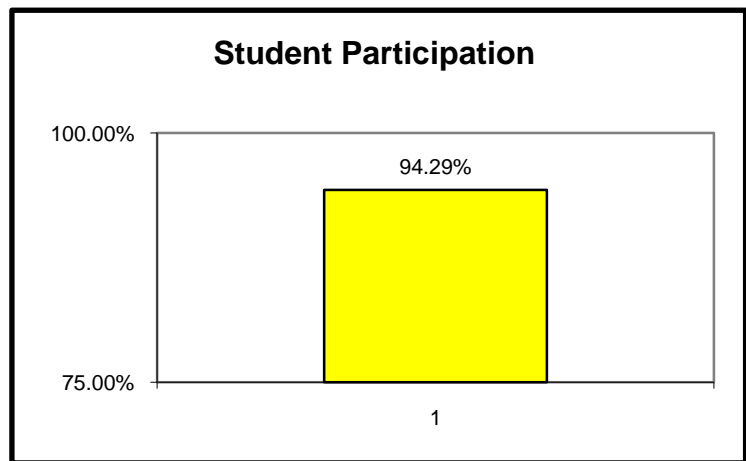
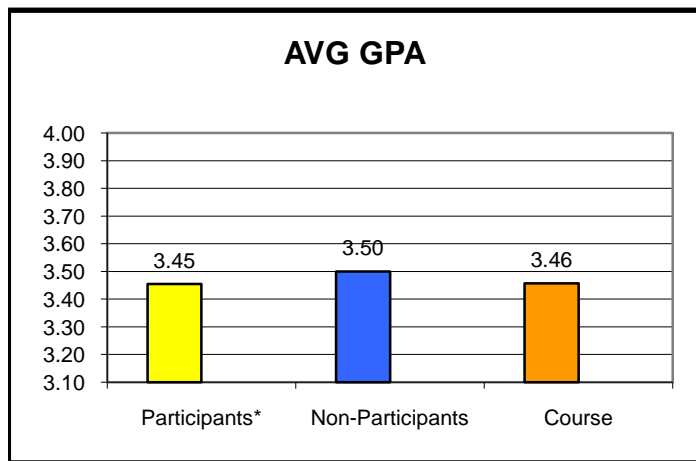
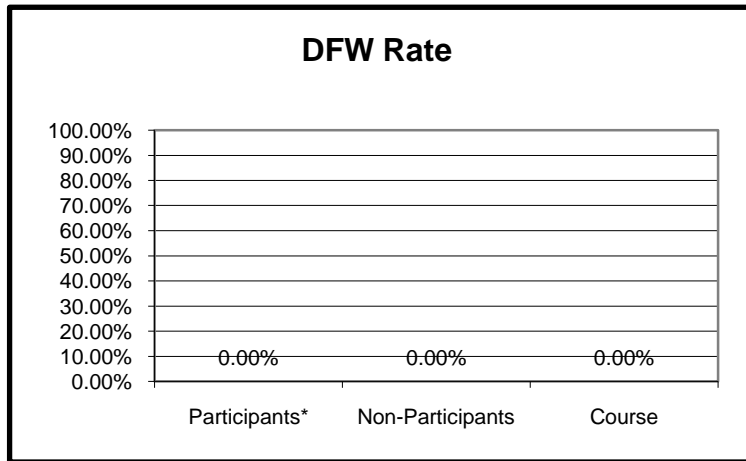
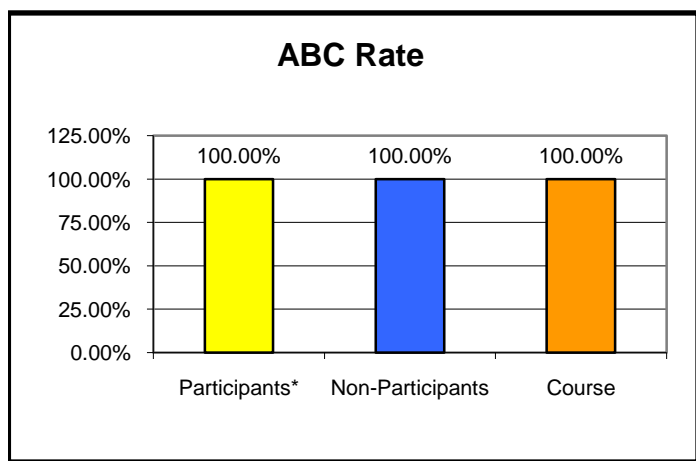


SUMMARY DATA	
13	Number of Sessions
1	Number of Mentors
296	Total Visits
PARTICIPANT DATA	
100.00%	ABC Rate
0.00%	DFW Rate
3.45	AVG GPA
NON-PARTICIPANT DATA	
100.00%	ABC Rate
0.00%	DFW Rate
3.50	AVG GPA
DFW Difference	GPA Difference
0%	-0.05



SI	Enroll.	% of Enroll.	A	B	C	D	F	W	I	ABC	ABC Rate	DFW	DFW Rate	AVG GPA
Participants*	33	94.29%	18	12	3	0	0	0	0	33	100.00%	0	0.00%	3.45
Non-Participants	2	5.71%	1	1	0	0	0	0	0	2	100.00%	0	0.00%	3.50
Course	35		19	13	3	0	0	0	0	35	100.00%	0	0.00%	3.46



"*Students counted as participants in the Structured Learning Assistance (SLA) Program have attended an SLA session 10 (ten) or more times"

Weekly Session Attendance

Week #
Visits

1	2	3	4	5	6	7	8	9	10	11	12	13	14	15
0	31	32	32	25	36	14	15	15	19	12	0	29	0	33

Exam Jams

	16	17
3		0

296
296