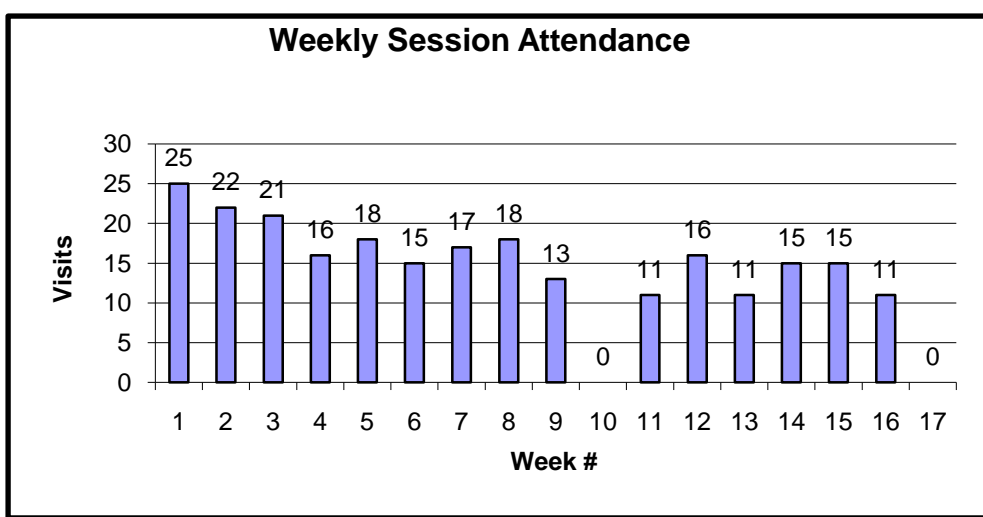
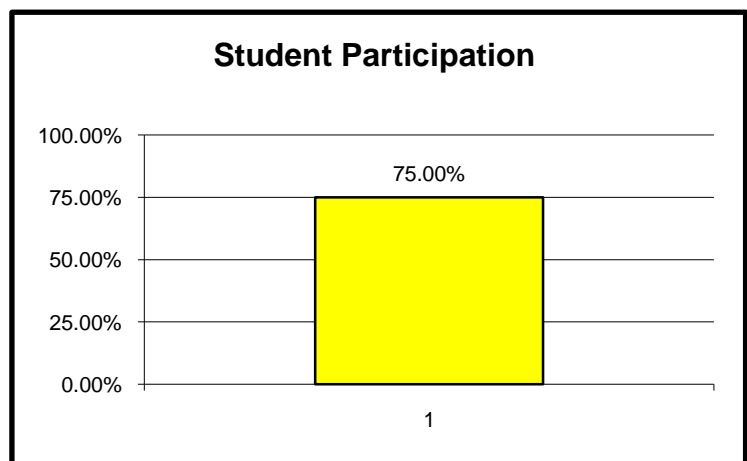
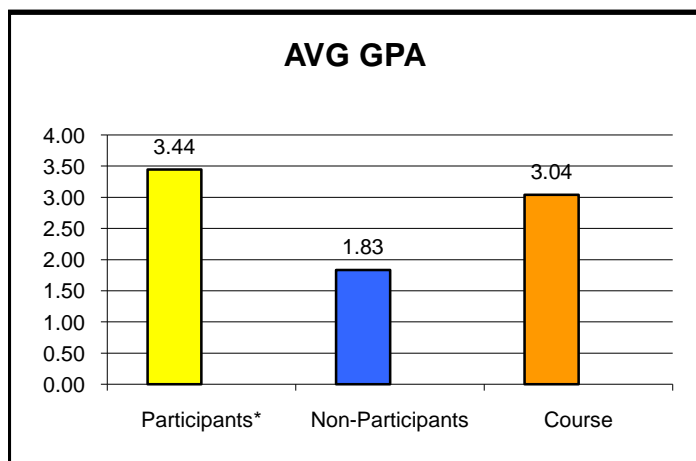
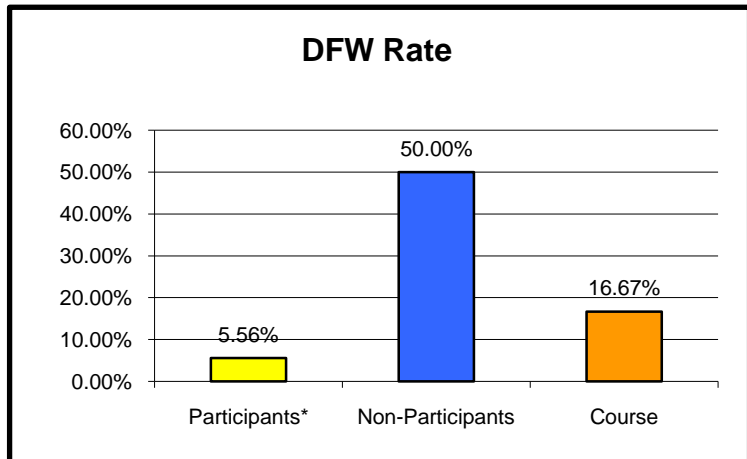
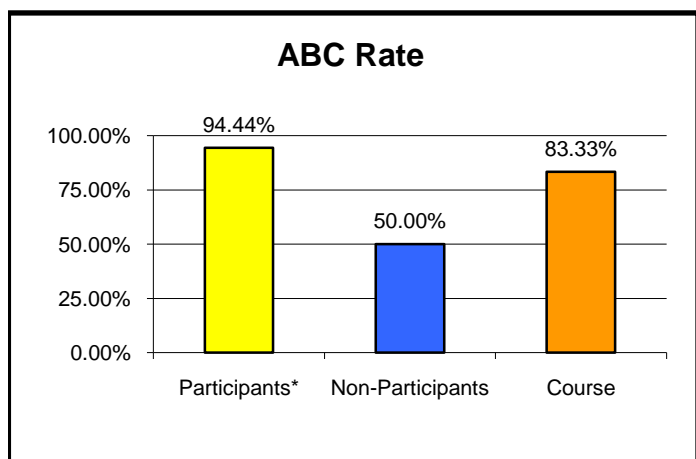


SUMMARY DATA	
23	Number of Sessions
1	Number of Mentors
244	Total Visits
PARTICIPANT DATA	
94.44%	ABC Rate
5.56%	DFW Rate
3.44	AVG GPA
NON-PARTICIPANT DATA	
50.00%	ABC Rate
50.00%	DFW Rate
1.83	AVG GPA
DFW Difference	GPA Difference
44%	1.61



SI	Enroll.	% of Enroll.	A	B	C	D	F	W	I	ABC	ABC Rate	DFW	DFW Rate	AVG GPA
Participants*	18	75.00%	11	5	1	1	0	0	0	17	94.44%	1	5.56%	3.44
Non-Participants	6	25.00%	2	1	0	0	0	3	0	3	50.00%	3	50.00%	1.83
Course	24		13	6	1	1	0	3	0	20	83.33%	4	16.67%	3.04



*Students counted as participants in the Structured Learning Assistance Program (SLA) have attended an SLA session six (6) or more times