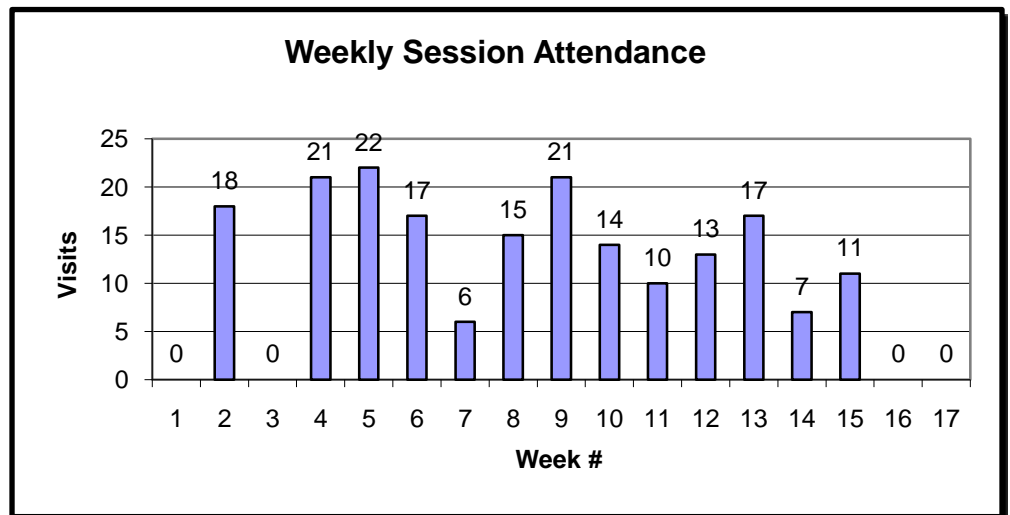
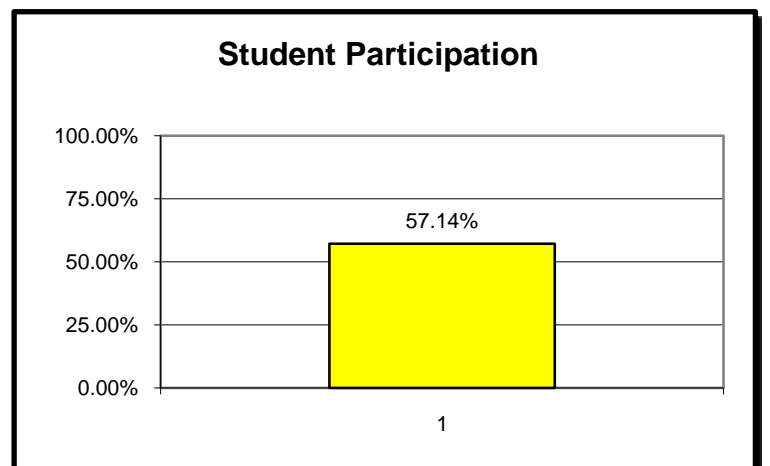
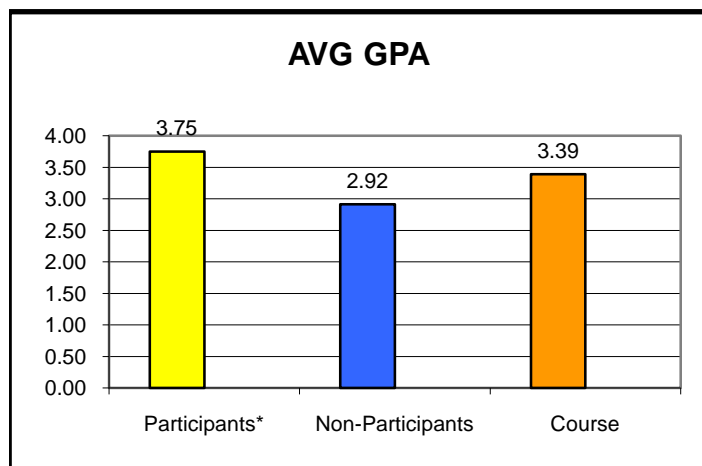
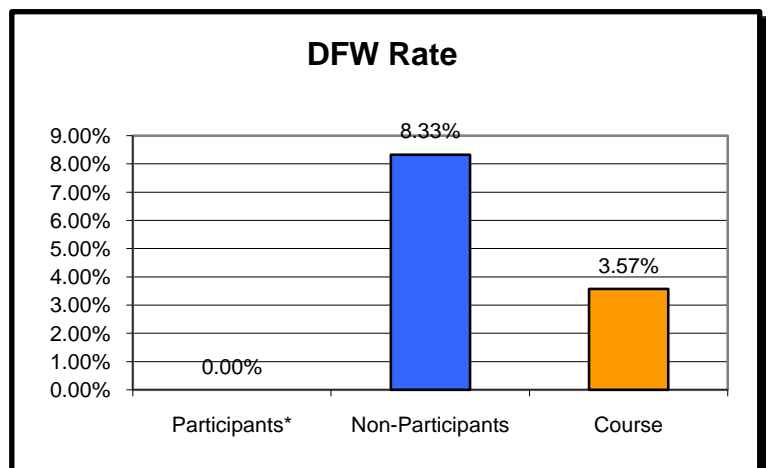
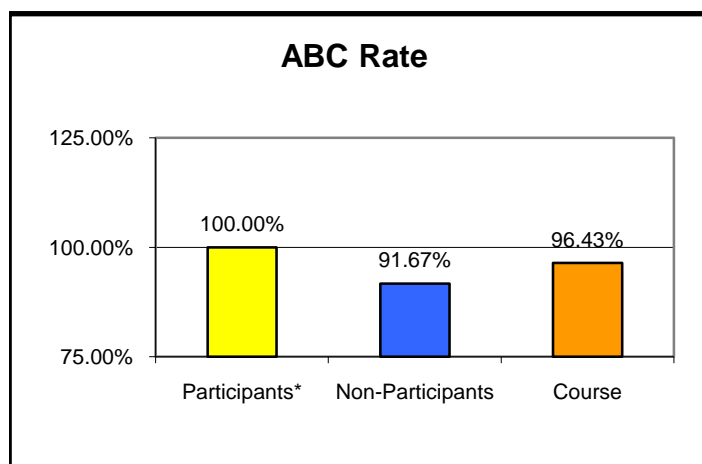


SUMMARY DATA	
13	Number of Sessions
1	Number of Mentors
192	Total Visits
PARTICIPANT DATA	
100.00%	ABC Rate
0.00%	DFW Rate
3.75	AVG GPA
NON-PARTICIPANT DATA	
91.67%	ABC Rate
8.33%	DFW Rate
2.92	AVG GPA
DFW Difference	GPA Difference
8%	0.83



SI	Enroll.	% of Enroll.	A	B	C	D	F	W	I	ABC	ABC Rate	DFW	DFW Rate	AVG GPA
Participants*	16	57.14%	14	0	2	0	0	0	0	16	100.00%	0	0.00%	3.75
Non-Participants	12	42.86%	4	4	3	1	0	0	0	11	91.67%	1	8.33%	2.92
Course	28		18	4	5	1	0	0	0	27	96.43%	1	3.57%	3.39



**Students counted as participants in the Structured Learning Assistance (SLA) Program have attended an SLA session 10 (ten) or more times