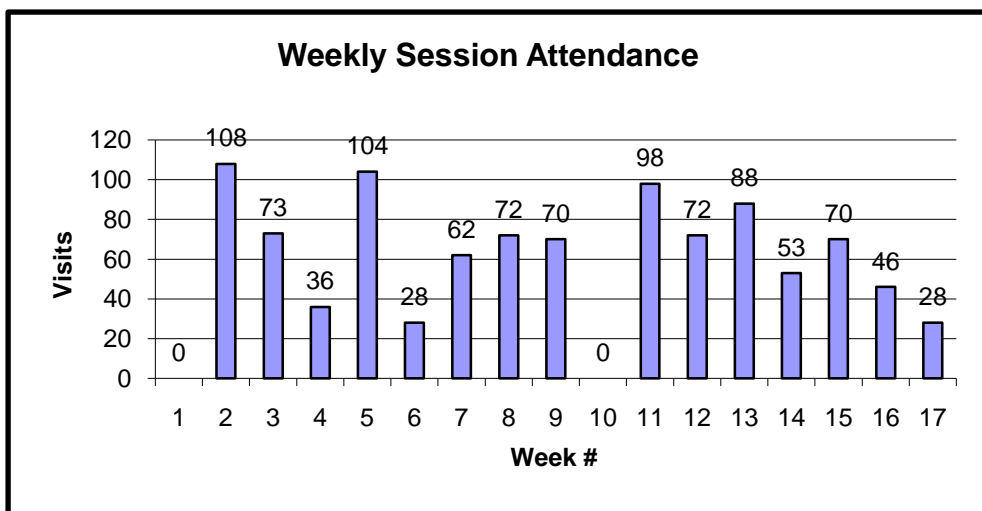
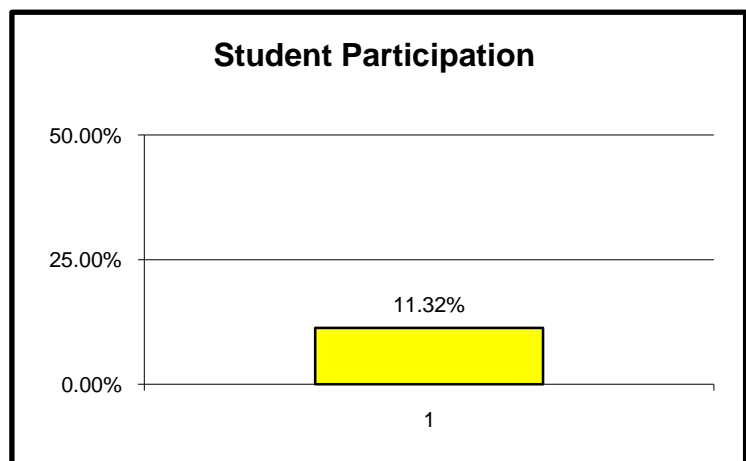
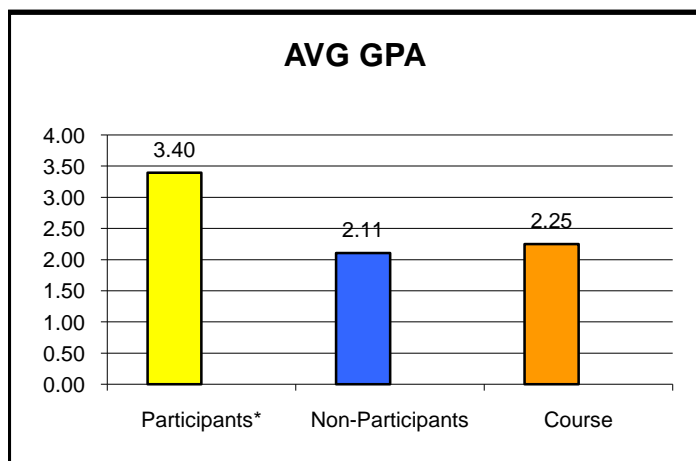
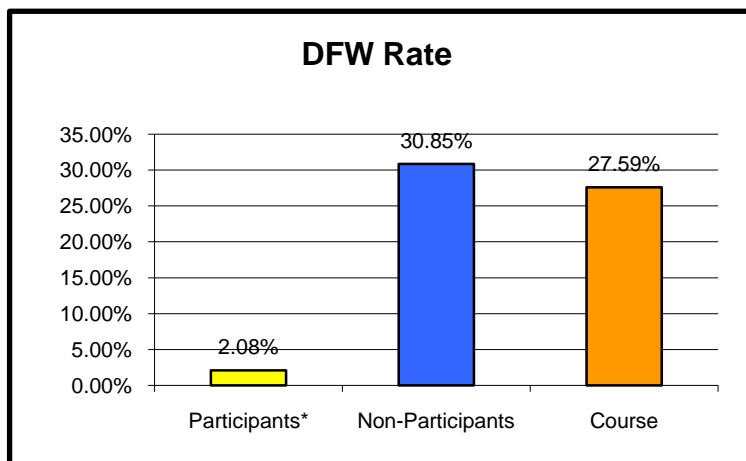
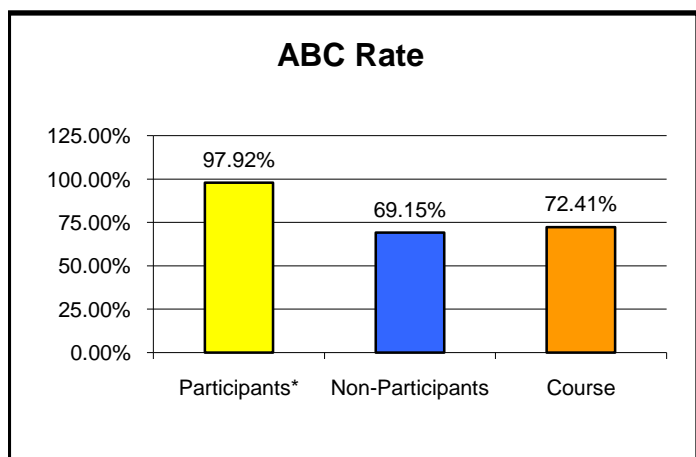


| SUMMARY DATA | |
|----------------------|--------------------|
| 100 | Number of Sessions |
| 4 | Number of Mentors |
| 1008 | Total Visits |
| PARTICIPANT DATA | |
| 97.92% | ABC Rate |
| 2.08% | DFW Rate |
| 3.40 | AVG GPA |
| NON-PARTICIPANT DATA | |
| 69.15% | ABC Rate |
| 30.85% | DFW Rate |
| 2.11 | AVG GPA |
| DFW Difference | GPA Difference |
| 29% | 1.29 |



| SI | Enroll. | % of Enroll. | A | B | C | D | F | W | I | ABC | ABC Rate | DFW | DFW Rate | AVG GPA |
|------------------|---------|--------------|-----|----|----|----|----|----|---|-----|----------|-----|----------|---------|
| Participants* | 48 | 11.32% | 29 | 11 | 7 | 0 | 0 | 1 | 0 | 47 | 97.92% | 1 | 2.08% | 3.40 |
| Non-Participants | 376 | 88.68% | 85 | 84 | 91 | 18 | 19 | 79 | 0 | 260 | 69.15% | 116 | 30.85% | 2.11 |
| Course | 424 | | 114 | 95 | 98 | 18 | 19 | 80 | 0 | 307 | 72.41% | 117 | 27.59% | 2.25 |



*Students counted as participants in the Supplemental Instruction (SI) Program have attended an SI session six (6) or more times