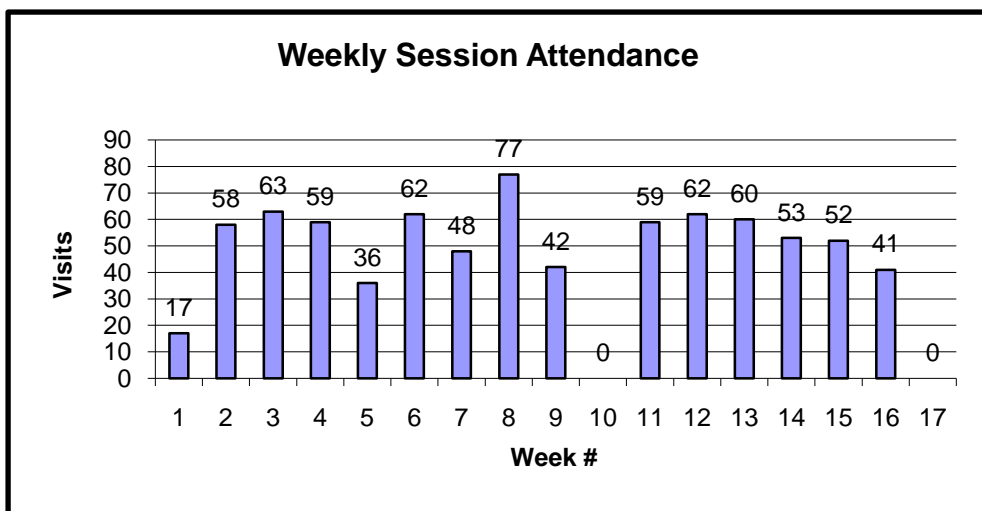
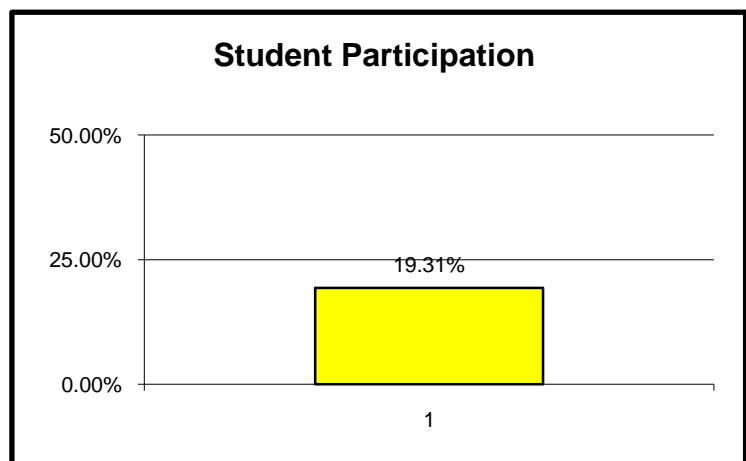
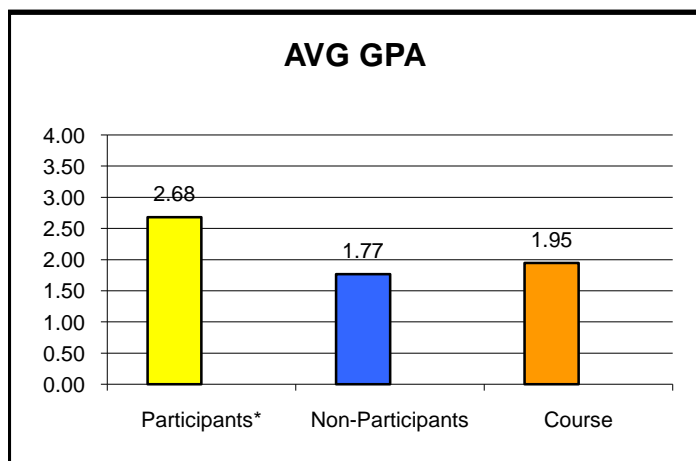
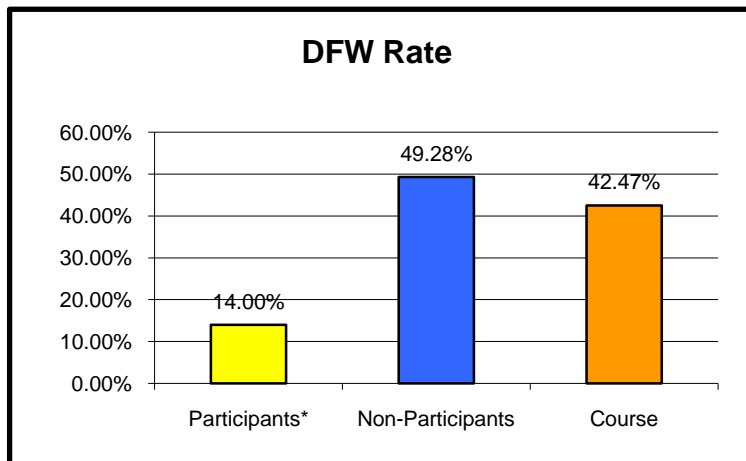
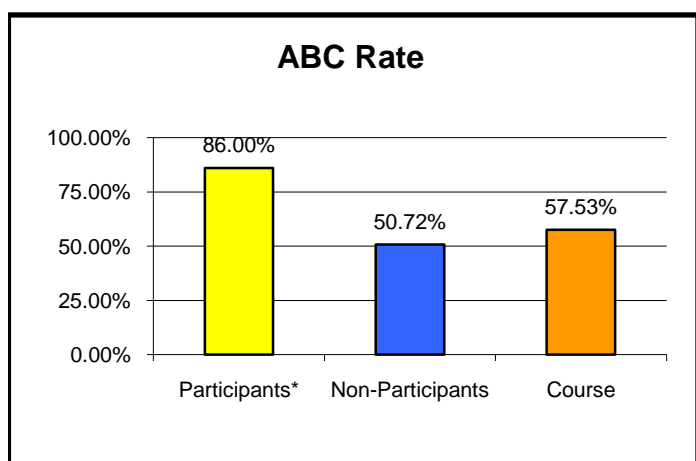


SUMMARY DATA	
94	Number of Sessions
3	Number of Mentors
789	Total Visits
PARTICIPANT DATA	
86.00%	ABC Rate
14.00%	DFW Rate
2.68	AVG GPA
NON-PARTICIPANT DATA	
50.72%	ABC Rate
49.28%	DFW Rate
1.77	AVG GPA
DFW Difference	GPA Difference
35%	0.91



SI	Enroll.	% of Enroll.	A	B	C	D	F	W	I	ABC	ABC Rate	DFW	DFW Rate	AVG GPA
Participants*	50	19.31%	16	13	14	3	3	1	0	43	86.00%	7	14.00%	2.68
Non-Participants	209	80.69%	44	32	30	38	32	33	0	106	50.72%	103	49.28%	1.77
Course	259		60	45	44	41	35	34	0	149	57.53%	110	42.47%	1.95



\*Students counted as participants in the Supplemental Instruction (SI) Program have attended an SI session six (6) or more times