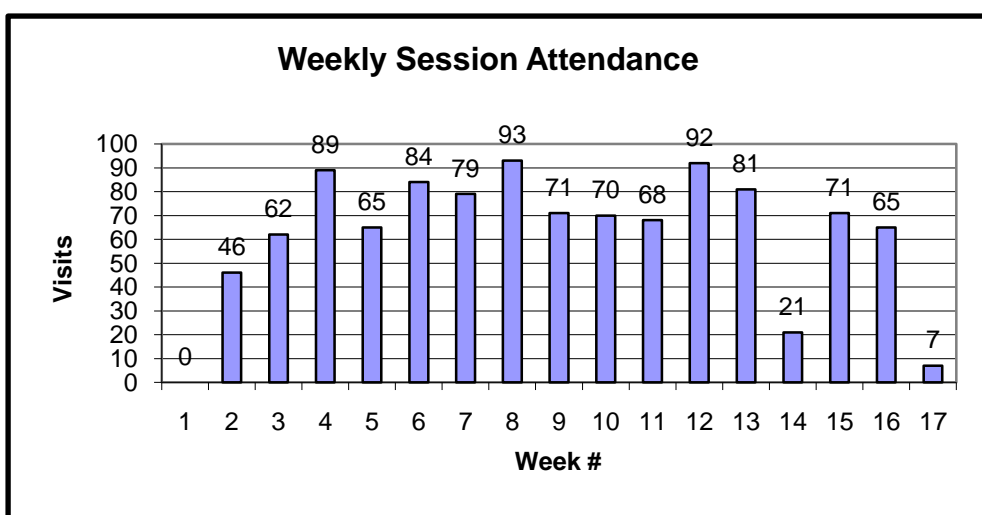
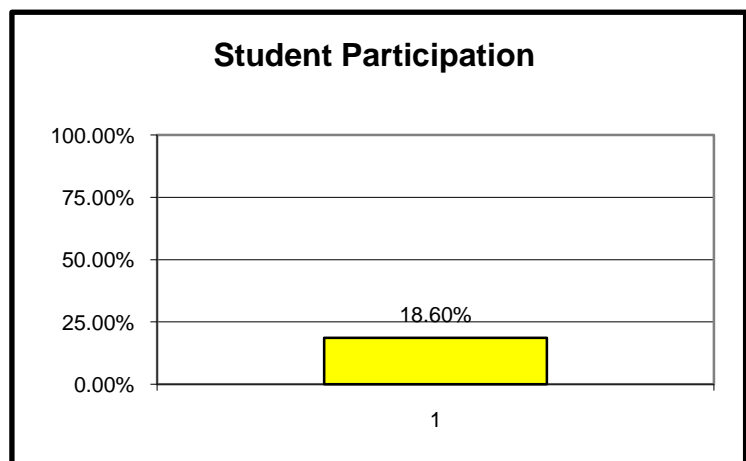
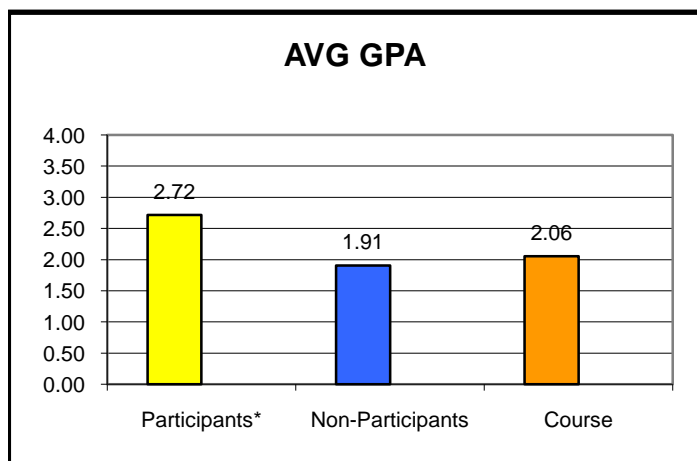
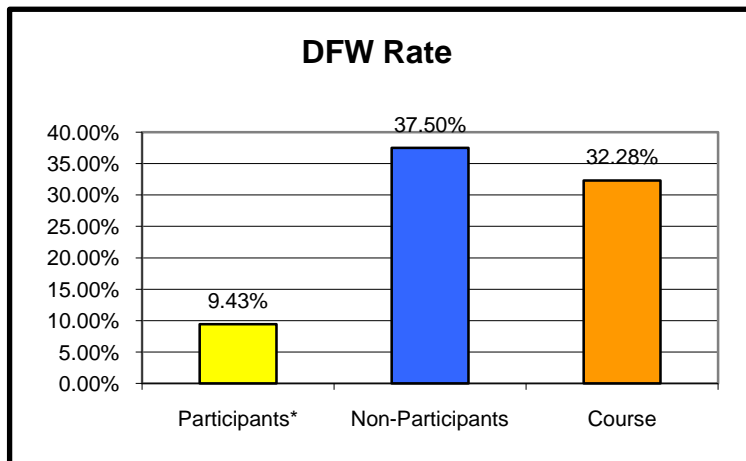
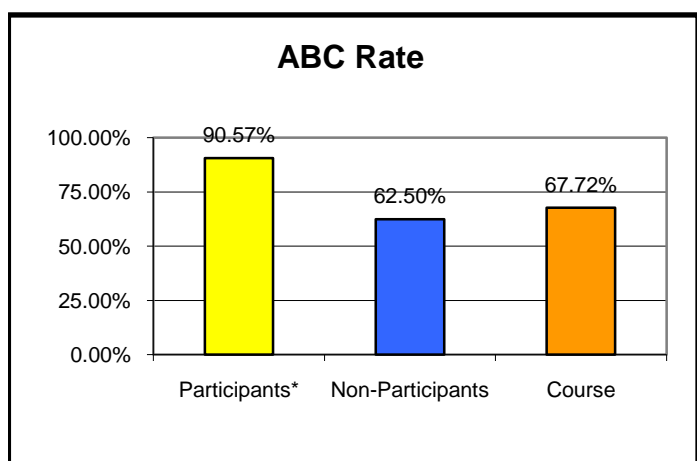


SUMMARY DATA	
84	Number of Sessions
3	Number of Mentors
1064	Total Visits
PARTICIPANT DATA	
90.57%	ABC Rate
9.43%	DFW Rate
2.72	AVG GPA
NON-PARTICIPANT DATA	
62.50%	ABC Rate
37.50%	DFW Rate
1.91	AVG GPA
DFW Difference	GPA Difference
28%	0.81



SI	Enroll.	% of Enroll.	A	B	C	D	F	W	I	ABC	ABC Rate	DFW	DFW Rate	AVG GPA
Participants*	53	18.60%	12	19	17	5	0	0	0	48	90.57%	5	9.43%	2.72
Non-Participants	232	81.40%	37	48	60	30	31	26	0	145	62.50%	87	37.50%	1.91
Course	285		49	67	77	35	31	26	0	193	67.72%	92	32.28%	2.06



*Students counted as participants in the Supplementa Instruction (SI) Program have attended an SI session three (6) or more times