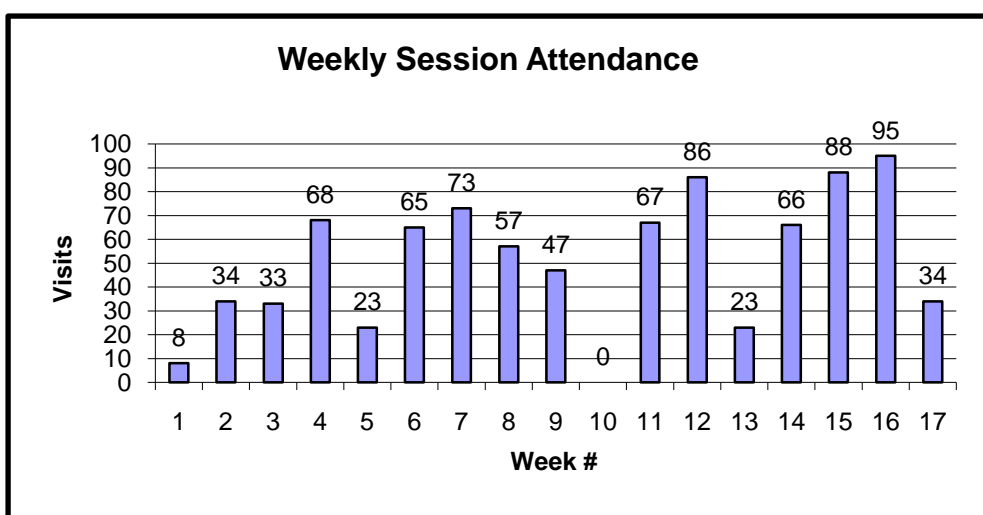
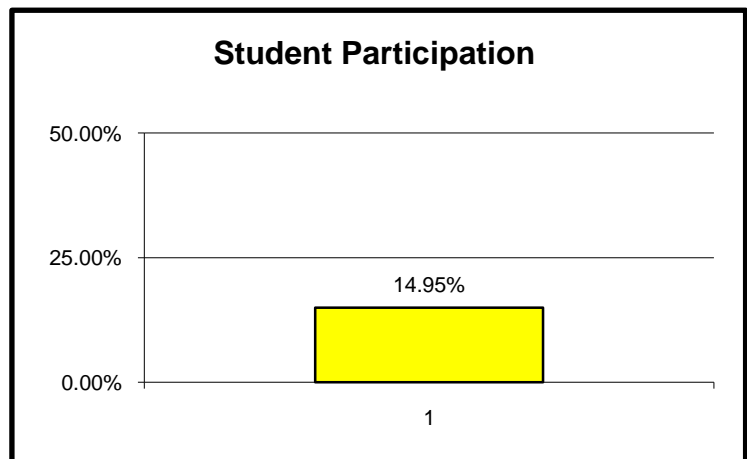
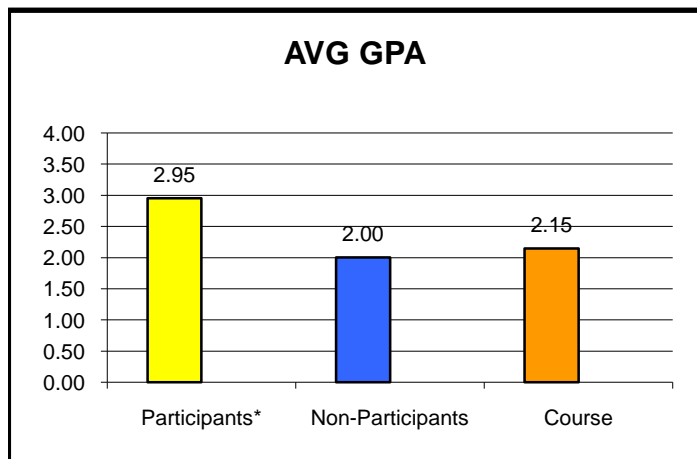
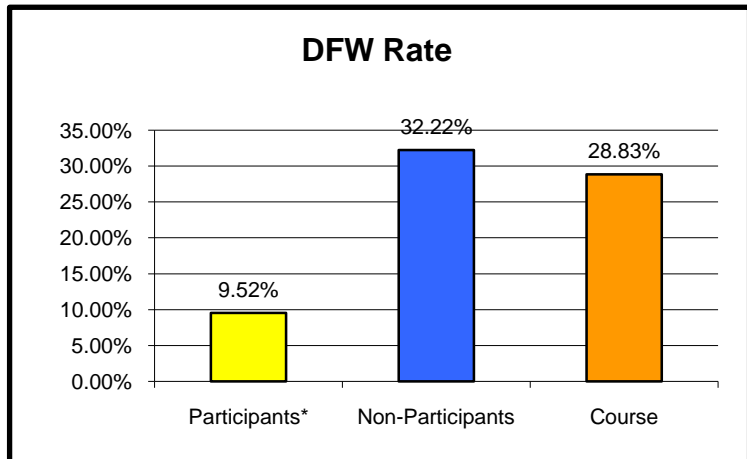
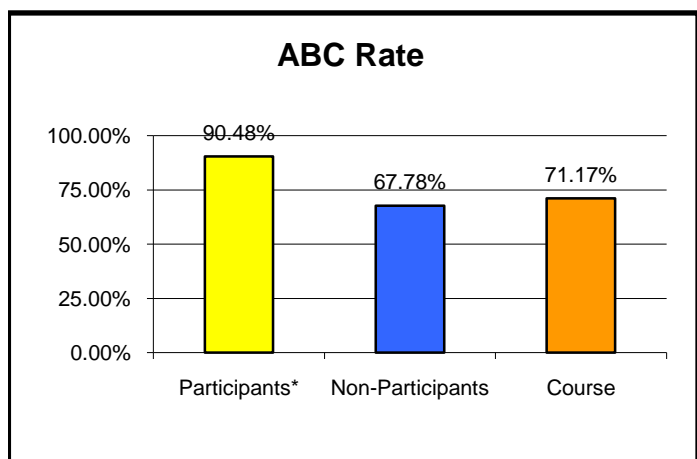


SUMMARY DATA	
82	Number of Sessions
5	Number of Mentors
867	Total Visits
PARTICIPANT DATA	
90.48%	ABC Rate
9.52%	DFW Rate
2.95	AVG GPA
NON-PARTICIPANT DATA	
67.78%	ABC Rate
32.22%	DFW Rate
2.00	AVG GPA
DFW Difference	GPA Difference
23%	0.95



SI	Enroll.	% of Enroll.	A	B	C	D	F	W	I	ABC	ABC Rate	DFW	DFW Rate	AVG GPA
Participants*	42	14.95%	19	6	13	4	0	0	0	38	90.48%	4	9.52%	2.95
Non-Participants	239	85.05%	42	29	91	42	14	21	0	162	67.78%	77	32.22%	2.00
Course	281		61	35	104	46	14	21	0	200	71.17%	81	28.83%	2.15



\*Students counted as participants in the Supplemental Instruction (SI) Program have attended an SI session six (6) or more times