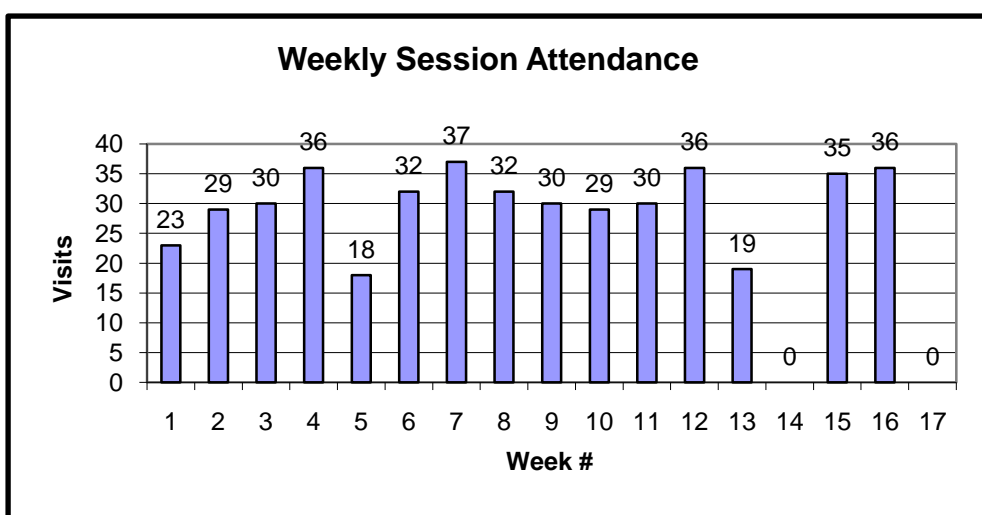
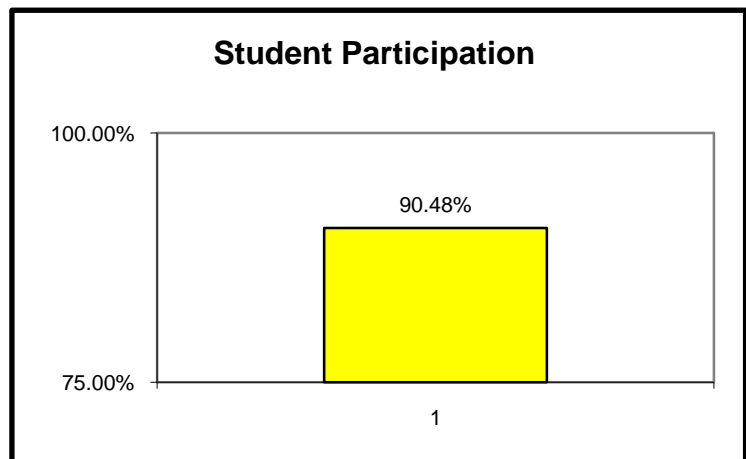
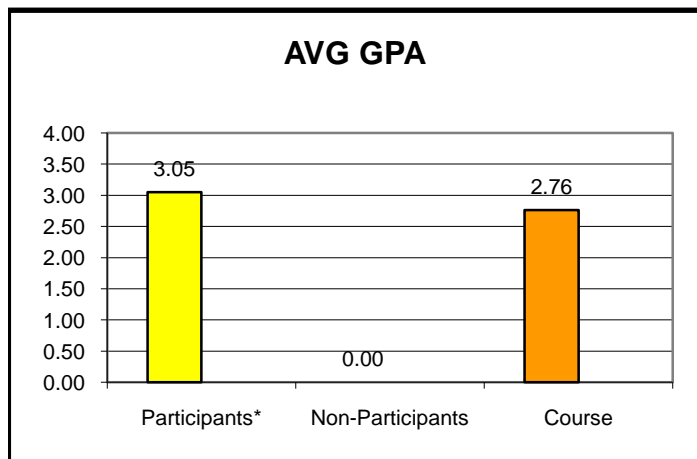
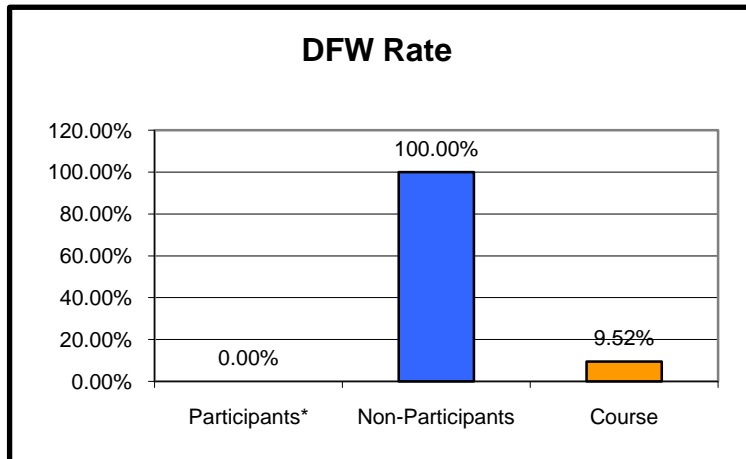
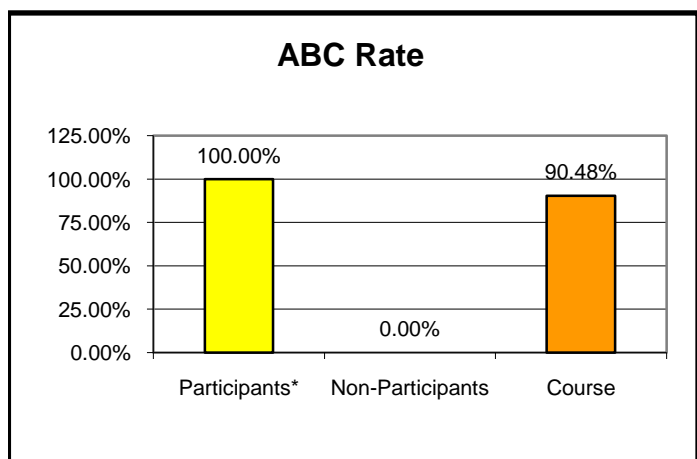


SUMMARY DATA	
28	Number of Sessions
1	Number of Mentors
452	Total Visits
PARTICIPANT DATA	
100.00%	ABC Rate
0.00%	DFW Rate
3.05	AVG GPA
NON-PARTICIPANT DATA	
0.00%	ABC Rate
100.00%	DFW Rate
0.00	AVG GPA
DFW Difference	GPA Difference
100%	3.05



SI	Enroll.	% of Enroll.	A	B	C	D	F	W	I	ABC	ABC Rate	DFW	DFW Rate	AVG GPA
Participants*	19	90.48%	8	4	7	0	0	0	0	19	100.00%	0	0.00%	3.05
Non-Participants	2	9.52%	0	0	0	0	1	1	0	0	0.00%	2	100.00%	0.00
Course	21		8	4	7	0	1	1	0	19	90.48%	2	9.52%	2.76



*Students counted as participants in the Structured Learning Assistance (SLA) Program have attended an SLA session 10 (ten) or more times