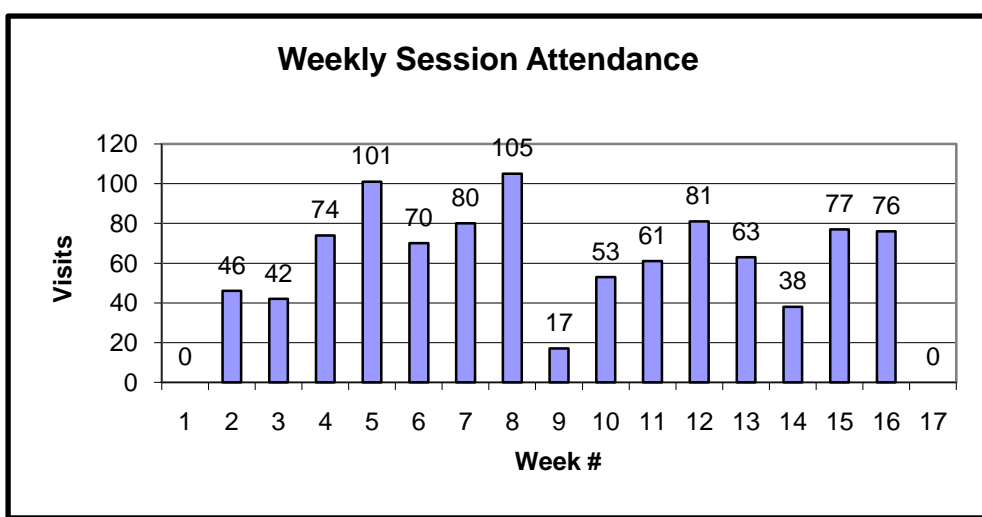
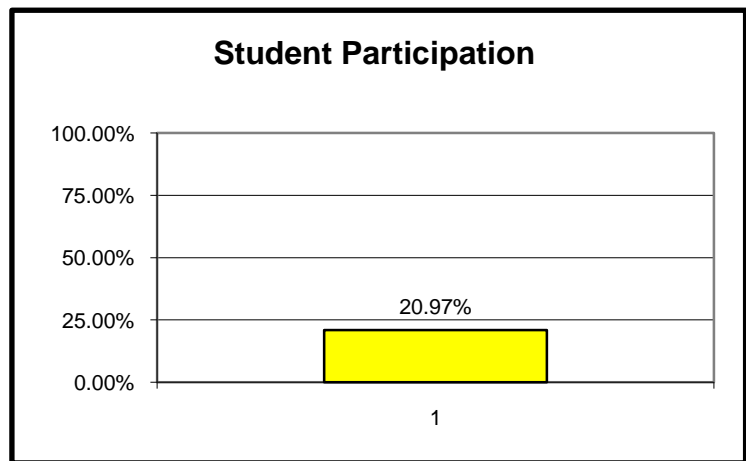
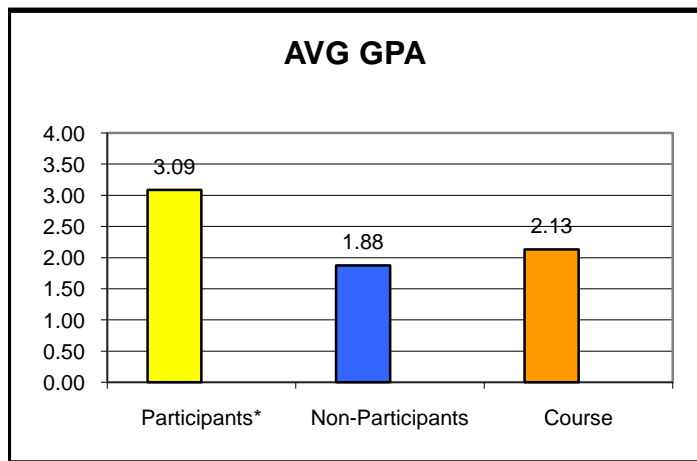
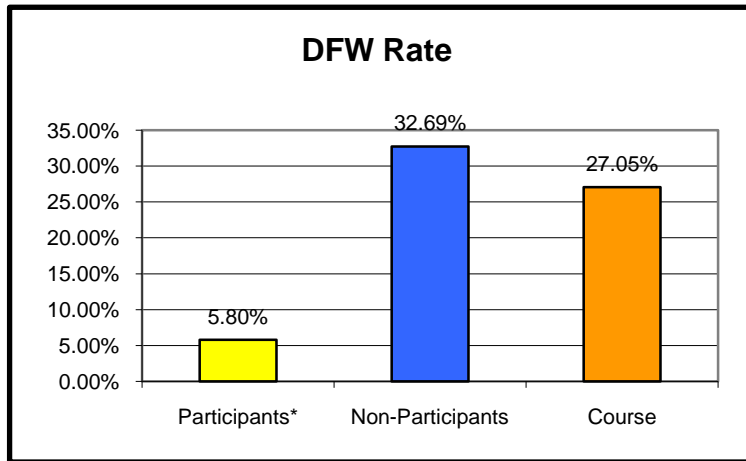
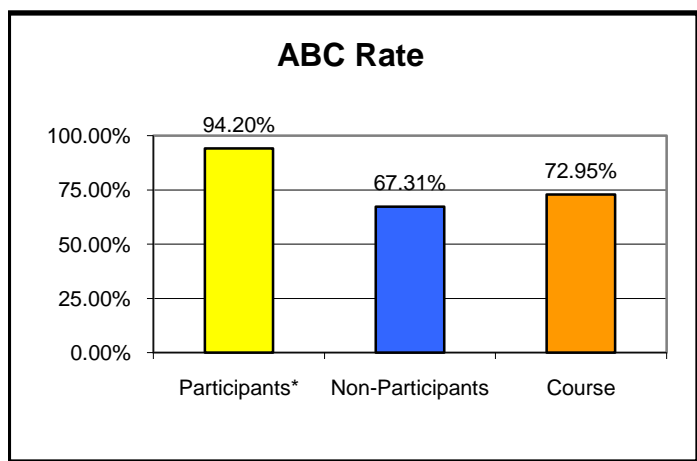


SUMMARY DATA	
81	Number of Sessions
3	Number of Mentors
984	Total Visits
PARTICIPANT DATA	
94.20%	ABC Rate
5.80%	DFW Rate
3.09	AVG GPA
NON-PARTICIPANT DATA	
67.31%	ABC Rate
32.69%	DFW Rate
1.88	AVG GPA
DFW	GPA
Difference	Difference
<b>27%</b>	<b>1.21</b>



SI	Enroll.	% of Enroll.	A	B	C	D	F	W	I	ABC	ABC Rate	DFW	DFW Rate	AVG GPA
Participants*	69	20.97%	29	22	14	3	1	0	0	65	94.20%	4	5.80%	3.09
Non-Participants	260	79.03%	30	41	104	37	31	17	0	175	67.31%	85	32.69%	1.88
Course	329		59	63	118	40	32	17	0	240	72.95%	89	27.05%	2.13



\*Students counted as participants in the Supplementa Instruction (SI) Program have attended an SI session three (6) or more times