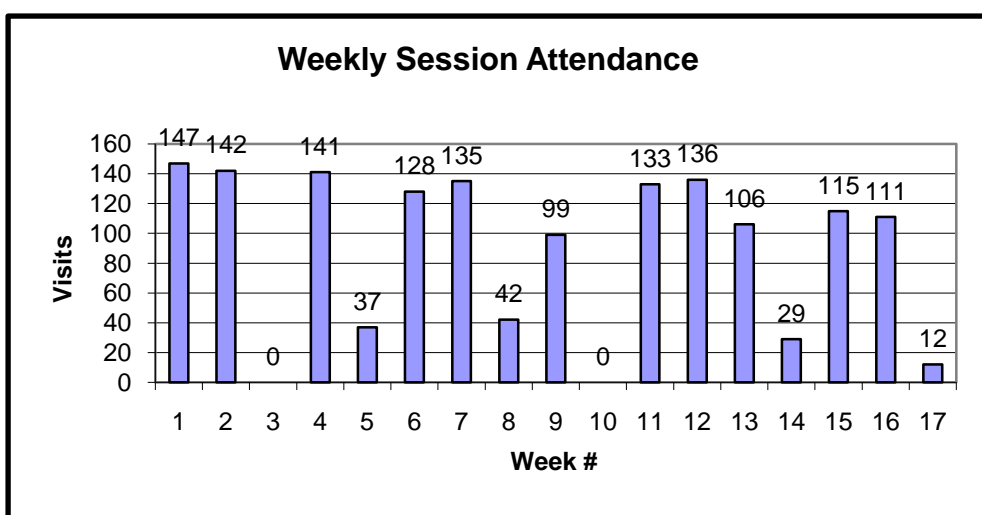
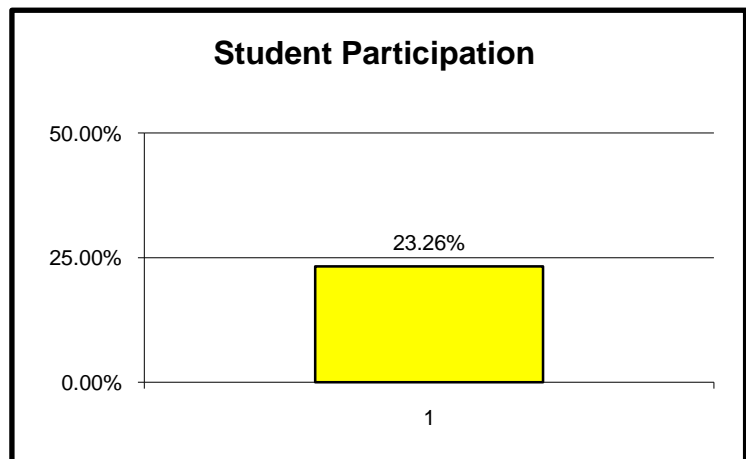
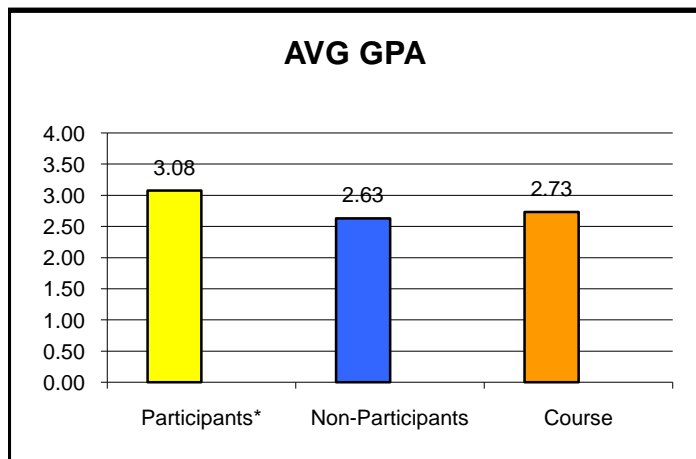
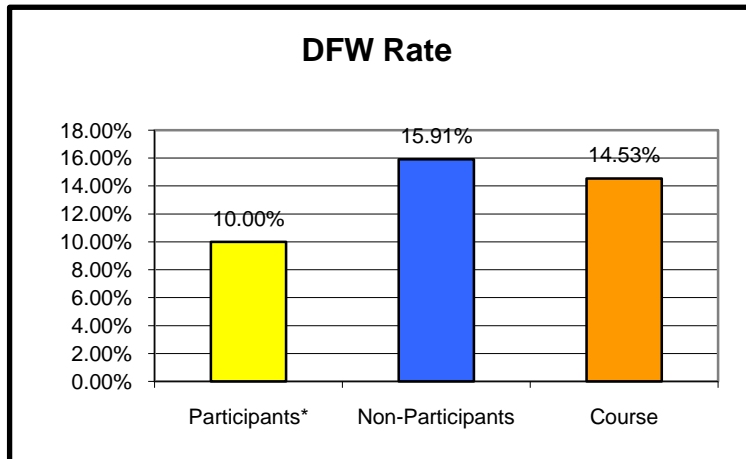
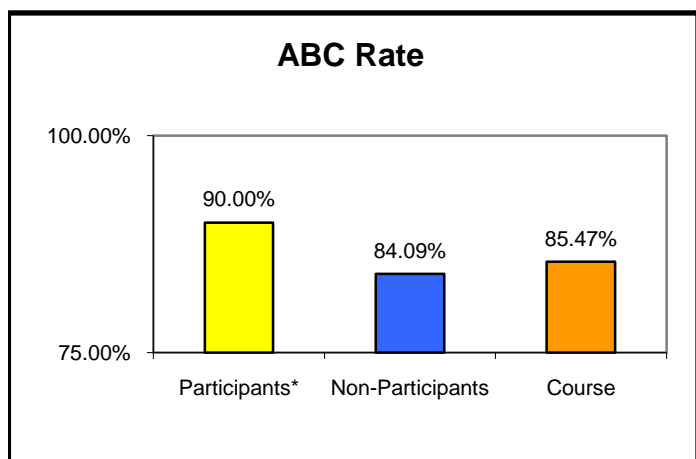


SUMMARY DATA	
79	Number of Sessions
7	Number of Mentors
1513	Total Visits
PARTICIPANT DATA	
90.00%	ABC Rate
10.00%	DFW Rate
3.08	AVG GPA
NON-PARTICIPANT DATA	
84.09%	ABC Rate
15.91%	DFW Rate
2.63	AVG GPA
DFW Difference	GPA Difference
6%	0.45



SI	Enroll.	% of Enroll.	A	B	C	D	F	W	I	ABC	ABC Rate	DFW	DFW Rate	AVG GPA
Participants*	40	23.26%	18	13	5	2	1	1	0	36	90.00%	4	10.00%	3.08
Non-Participants	132	76.74%	37	41	33	10	2	9	0	111	84.09%	21	15.91%	2.63
Course	172		55	54	38	12	3	10	0	147	85.47%	25	14.53%	2.73



\*Students counted as participants in the Structured Learning Assistance Program (SLA) have attended a K103 SLA session ten (10) or more times