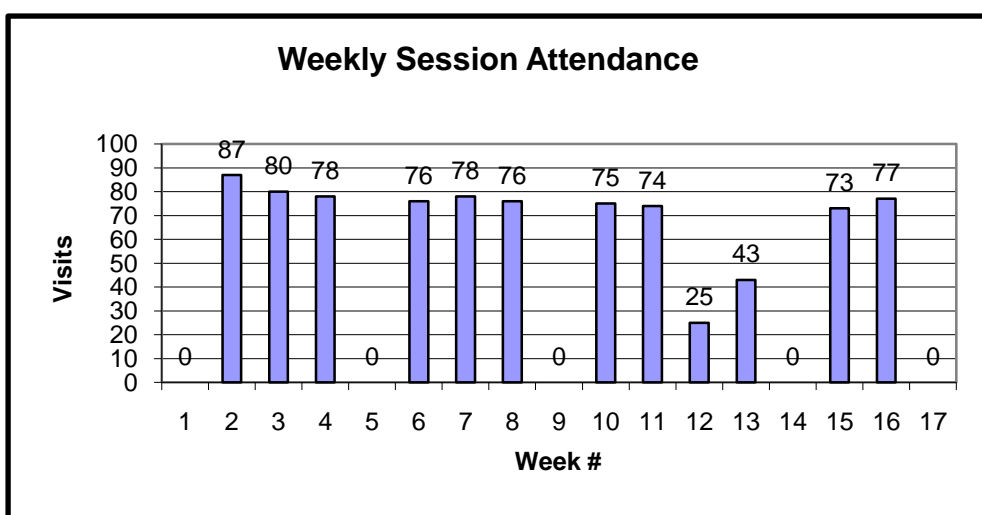
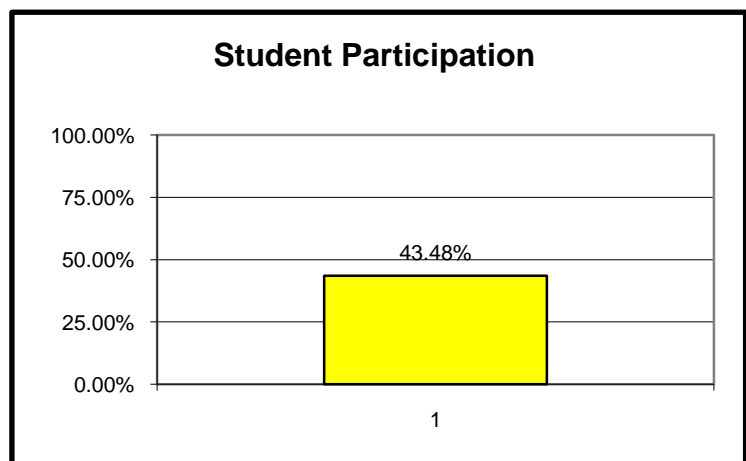
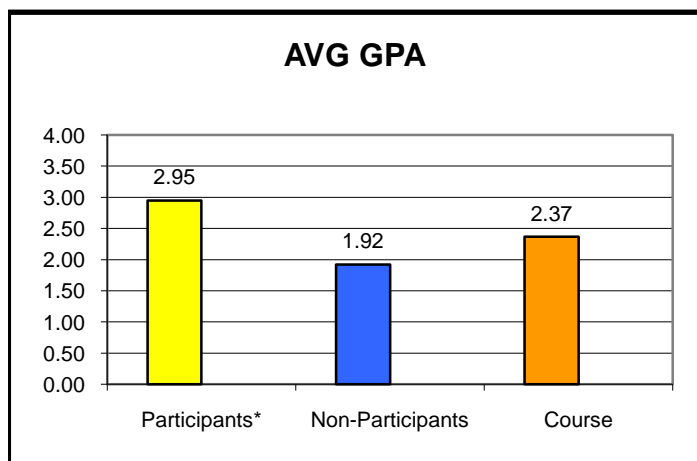
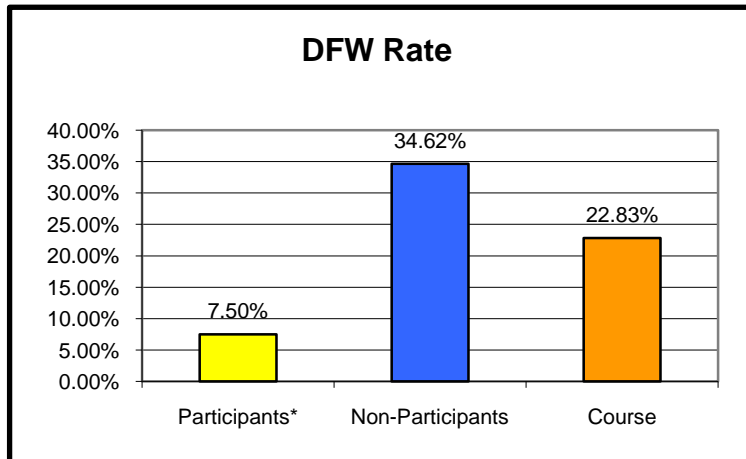
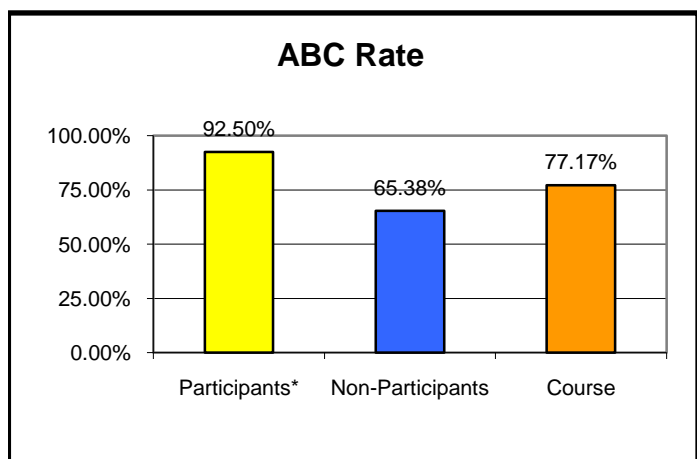


| SUMMARY DATA | |
|----------------------|--------------------|
| 34 | Number of Sessions |
| 3 | Number of Mentors |
| 842 | Total Visits |
| PARTICIPANT DATA | |
| 92.50% | ABC Rate |
| 7.50% | DFW Rate |
| 2.95 | AVG GPA |
| NON-PARTICIPANT DATA | |
| 65.38% | ABC Rate |
| 34.62% | DFW Rate |
| 1.92 | AVG GPA |
| DFW Difference | GPA Difference |
| 27% | 1.03 |



| SI | Enroll. | % of Enroll. | A | B | C | D | F | W | I | ABC Rate | DFW Rate | DFW Rate | AVG GPA | |
|------------------|---------|--------------|----|----|----|---|---|----|---|----------|----------|----------|---------|------|
| Participants* | 40 | 43.48% | 12 | 17 | 8 | 3 | 0 | 0 | 0 | 37 | 92.50% | 3 | 7.50% | 2.95 |
| Non-Participants | 52 | 56.52% | 6 | 16 | 12 | 4 | 2 | 12 | 0 | 34 | 65.38% | 18 | 34.62% | 1.92 |
| Course | 92 | | 18 | 33 | 20 | 7 | 2 | 12 | 0 | 71 | 77.17% | 21 | 22.83% | 2.37 |



*Students counted as participants in the Structured Learning Assistance (SLA) Program have attended an SLA session 10 (ten) or more times