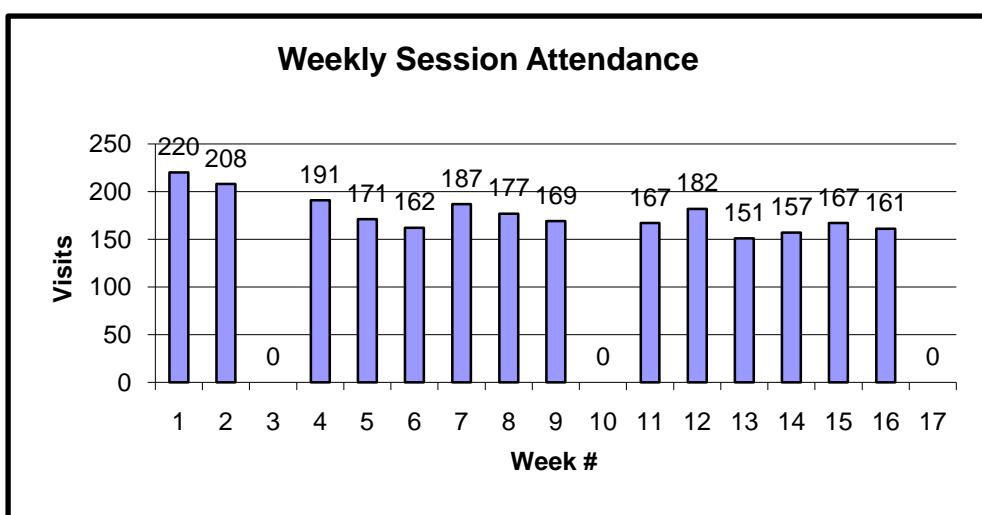
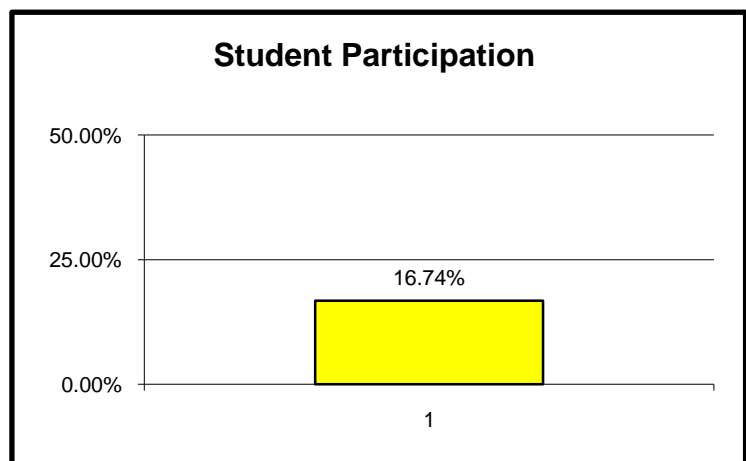
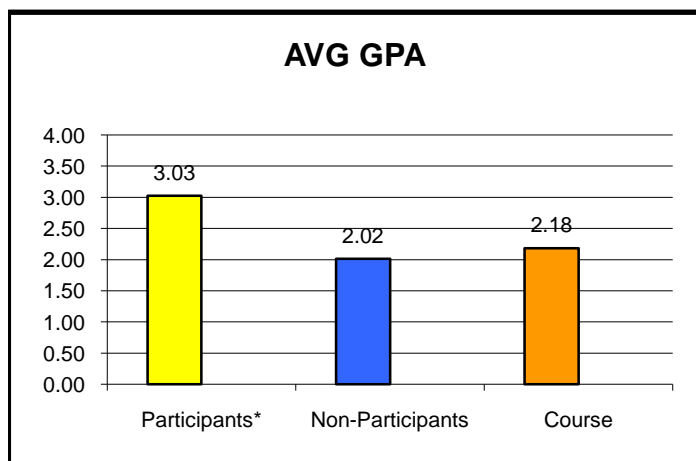
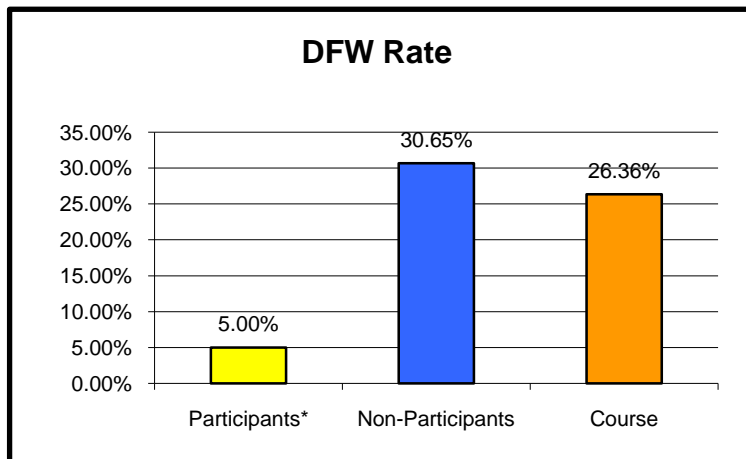
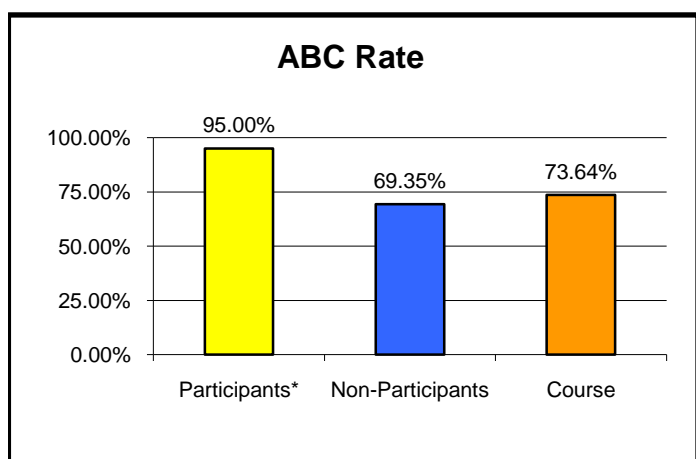


SUMMARY DATA	
156	Number of Sessions
11	Number of Mentors
2470	Total Visits
PARTICIPANT DATA	
95.00%	ABC Rate
5.00%	DFW Rate
3.03	AVG GPA
NON-PARTICIPANT DATA	
69.35%	ABC Rate
30.65%	DFW Rate
2.02	AVG GPA
DFW	GPA
Difference	Difference
26%	1.01



SI	Enroll.	% of Enroll.	A	B	C	D	F	W	I	ABC	ABC Rate	DFW	DFW Rate	AVG GPA
Participants*	40	16.74%	14	15	9	2	0	0	0	38	95.00%	2	5.00%	3.03
Non-Participants	199	83.26%	27	57	54	14	19	28	0	138	69.35%	61	30.65%	2.02
Course	239		41	72	63	16	19	28	0	176	73.64%	63	26.36%	2.18



*Students counted as participants in the Structured Learning Assistance Program (SLA) have attended a K101 SLA session ten (10) or more times