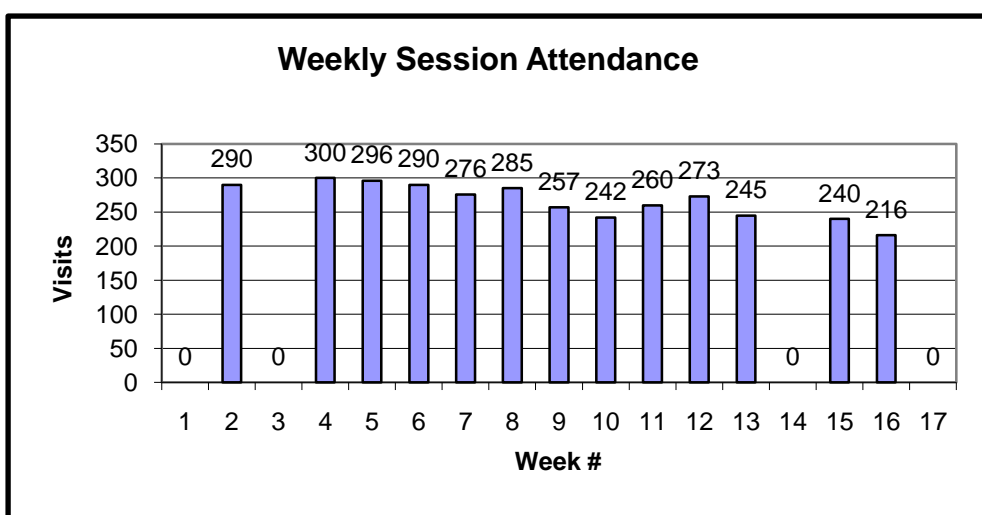
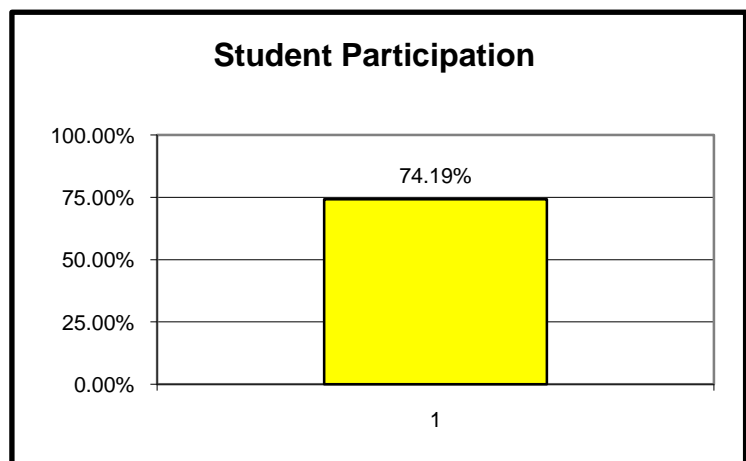
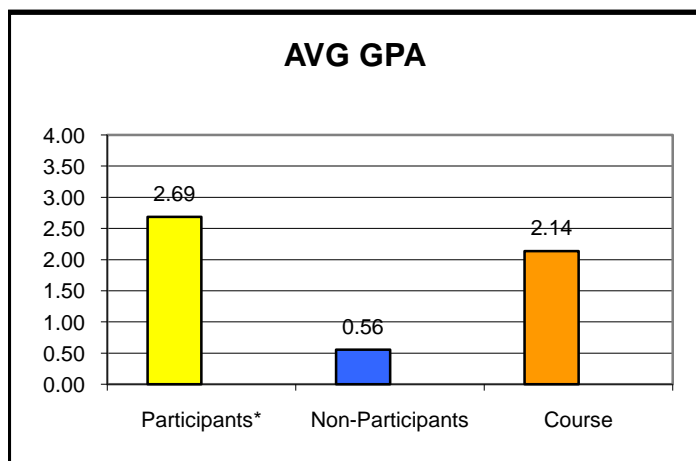
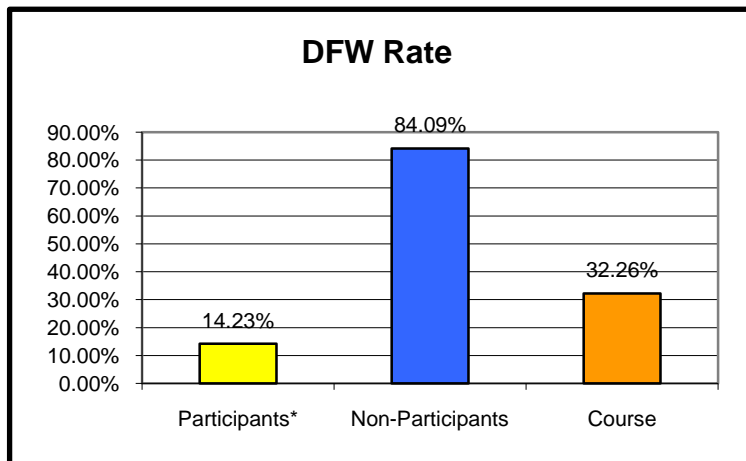
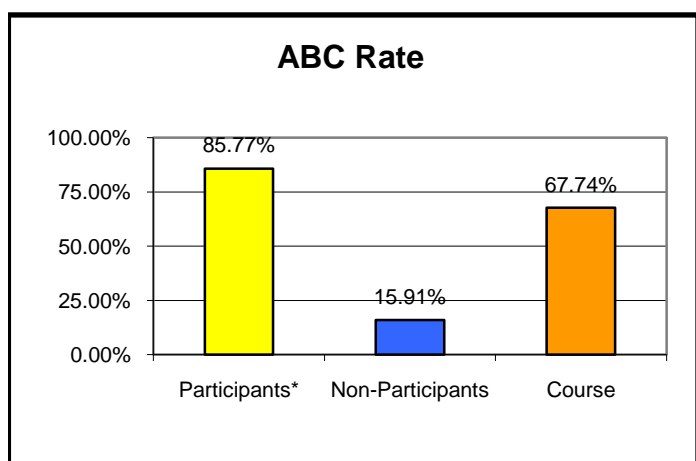


SUMMARY DATA	
181	Number of Sessions
10	Number of Mentors
3470	Total Visits
PARTICIPANT DATA	
85.77%	ABC Rate
14.23%	DFW Rate
2.69	AVG GPA
NON-PARTICIPANT DATA	
15.91%	ABC Rate
84.09%	DFW Rate
0.56	AVG GPA
DFW Difference	GPA Difference
70%	2.13



SI	Enroll.	% of Enroll.	A	B	C	D	F	W	I	ABC	ABC Rate	DFW	DFW Rate	AVG GPA
Participants*	253	74.19%	69	84	64	24	8	4	0	217	85.77%	36	14.23%	2.69
Non-Participants	88	25.81%	0	6	8	15	25	34	0	14	15.91%	74	84.09%	0.56
Course	341		69	90	72	39	33	38	0	231	67.74%	110	32.26%	2.14



*Students counted as participants in the Structured Learning Assistance (SLA) Program have attended an SLA session 10 (ten) or more times